

# SPACER INSERT

**LYSAGHT**

FOR OVERFLOW AT THE BACK OF THE LYSAGHT®  
QUAD GUTTER HI-FRONT INSTALLED ONTO  
LYSAGHT NOVALINE® FASCIA



INSPIRATION TO BUILD BETTER

# LYSAGHT® SPACER INSERT

The LYSAGHT® Spacer Insert is available as an accessory to assist in managing water overflow. It is used in conjunction with the LYSAGHT® QUAD GUTTER HI-FRONT (QGHF) when installed on to the LYSAGHT NOVALINE® Fascia to provide rainwater overflow capacity to the eaves/roof drainage system as a performance solution.

The installation of the new LYSAGHT® Spacer Insert will provide overflow capacity. Testing and modelling undertaken by Lysaght has demonstrated that sufficient overflow capacity can be achieved in most domestic residences when the LYSAGHT® Spacer Insert is used by itself as an overflow device.

## BENEFITS

- The LYSAGHT® Spacer Insert design is based on there being minimal change to the current industry accepted installation practices and minimal change to the aesthetic acceptability of the roof drainage system installation.
- The LYSAGHT® Spacer Insert provides a nominal gap between the LYSAGHT® QGHF gutter and the LYSAGHT NOVALINE® Fascia which allows water to overflow from the back of the gutter.
- The LYSAGHT® Spacer Insert is simply inserted, from above, between the fascia and gutter (and next to the Over-strap) after the gutter is fully installed in the conventional way using the industry accepted practices of the side-by-side Spring Clip and Over-strap.

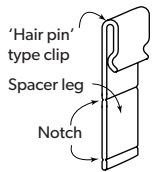
## FEATURES

- Suitable for use with LYSAGHT® QGHF.
- “Hair pin” type clip to allow secure clipping onto the gutter stiffeners, however allows easy removal or re-location as needed.
- Spacer leg to provide gap.
- Notch on leg to allow simple snap-off or cutting of spacer leg to match the height of the gutter back and thus minimise visibility from underneath.
- Material is durable and compatible with BlueScope Steel.

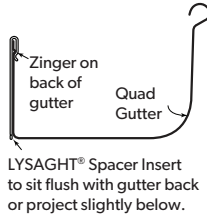
## ROOF DRAINAGE SYSTEM DESIGN

Roof drainage systems should be designed and detailed by a suitably qualified trade or professional in accordance with the National Construction Code (NCC), Australian Standards and local regulatory requirements. Particular reference should be made to the correct selection of gutter, quantity and placement of downpipes and the provision of appropriate overflow devices.

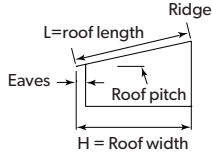
### Spacer Insert



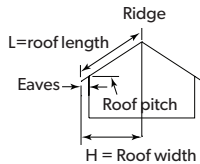
### Gutter



### Single Slope Roof



### Hip or Gable Roof



## THE LYSAGHT SOLUTION OF DOMESTIC GUTTER OVERFLOW

Where high-fronted gutters are installed, the NCC (and reference standard AS/NZS 3500.3) requires that provision be made to avoid any overflow back into the roof or building structure.

The new LYSAGHT® pacer Insert, when combined with a LYSAGHT® QGHF, and installed as per the requirements set out in this publication, shall be installed as a performance solution in accordance with the NCC to meet overflow provision “performance requirements” for eaves gutters to prevent roof rainwater entry to a building.

The table provides a guide to the roof catchment area that can be adequately catered for by the installation of the new LYSAGHT® Spacer Insert. The designer will need to initially determine the catchment area of the roof [taking account of roof slope(s), vertical wall(s) and drainage from upper roof area(s)] in accordance with the NCC and AS/NZS 3500.3. The table also provides a simple guide for typical domestic roof widths that can be adequately catered for using the new LYSAGHT® Spacer Insert.

A guide to the rainfall intensity for your area is provided in the regional Rainwater Solutions brochure, which is available at: [www.lysaght.com](http://www.lysaght.com).

Use of the LYSAGHT® Spacer Clip as a performance solution to eaves gutter overflow provisions set out in the Plumbing Code of Australia (PCA) has only been tested by Lysaght when installed as a proprietary system with LYSAGHT NOVALINE® Fascia and LYSAGHT® QGHF. Installation of the clip with other products is untested by Lysaght. Lysaght has confirmed that the LYSAGHT® Spacer Clip, when installed in conjunction with LYSAGHT NOVALINE® Fascia and LYSAGHT® QGHF, meet the performance requirements relating to overflow provisions as set out in the PCA. Lysaght has not sought any confirmation relating to the installation of the spacer clip together with any other gutter or fascia products whatsoever. Lysaght does not warrant or guarantee compliance with the PCA and/or effective hydraulic performance to the extent the clip is used with any product other than LYSAGHT NOVALINE® Fascia and LYSAGHT® QGHF.

For further information please contact your local service centre.

## ROOF CATCHMENT

Rainfall Intensity mm/hr	Catchment Area m <sup>2</sup> per m run of gutter	Domestic 22.5° pitched roof width 'H' m
100	45.0	37.3
150	30.0	24.9
200	22.5	18.7
250	18.0	14.9
300	15.0	12.4
350	12.9	10.7
400	11.3	9.3

### Notes:

- The above values are based on calculation using the overflow capacity determined from testing.
- The overflow capacity is based on a maximum LYSAGHT® Spacer Insert spacing of 1200mm.
3. LYSAGHT® Spacer Insert is positioned next to the Over-strap.

FOR DETAILED PRODUCT INFORMATION, DISCLAIMER, WARRANTIES AND LIMITS OF LIABILITY VISIT:

[WWW.LYSAGHT.COM](http://WWW.LYSAGHT.COM)

LYSAGHT® and NOVALINE® are registered trademarks of BlueScope Steel Limited. The LYSAGHT® range of products is exclusively made by or for BlueScope Steel Limited trading as Lysaght. © BlueScope Steel Limited September 2022 ABN 16 000 011 058. All rights reserved.

INSPIRATION TO BUILD BETTER

**LYSAGHT**

A division of  
**BlueScope**