

LYSAGHT

RESIDENTIAL RANGE

WALLING



INSPIRATION TO BUILD BETTER

RESIDENTIAL INSPIRATIONS WITH LYSAGHT



Steel has been a cornerstone in human innovation, driving our progress and evolution. From forming the backbone of powerful empires to laying the foundations for iconic architectural feats, its role has been transformative.

In contemporary architectural practice, steel is not just admired for its strength, but also for its adaptability. Today's architects and designers value steel for its versatility, durability, and sustainable properties, allowing for innovative structures that will stand the test of time. This versatility bridges the architectural masterpieces of yesteryear with the avant-garde designs of today.

At Lysaght, we recognise the immense potential steel brings to design. With this understanding, we've developed an array of stylish walling solutions that cater to a range of aesthetic preferences. Moreover, with a palette that spans a myriad of colours, we aim to provide architects the tools to fully realise their creative visions.

And while our heritage is built on our core steel product range we also recognise some conditions and locations call for something more. That's why, for tough potentially corrosive environments, we also shape some of our walling products from marine grade aluminium or corrosion resistant stainless steel.

Whether your architectural preference is contemporary or rooted in tradition, the breadth and depth of LYSAGHT® walling products, available in a contemporary range of colours, finishes and substrates, ensures that every design aspiration is attainable.

LYSAGHT - SHAPERS OF COLORBOND® STEEL

COLORBOND® steel is Australian-made pre-painted steel that's supplied to Lysaght in large coils. Lysaght then shapes the COLORBOND® steel (through the process known as rollforming) into our range of roofing and walling products, gutters, fascia and downpipes, fencing systems, plus home improvement products such as verandahs, patios and carports.

Colorbond®

BUILD BETTER WITH LYSAGHT® STEEL WALLING

Whether you're building a new home or renovating your family home or replacing your current roof, LYSAGHT® walling offers a range of smart and practical benefits.

DURABILITY

LYSAGHT® walling is exceptionally durable and can withstand harsh weather conditions, including heavy rains and strong winds, and snow. Because steel is fire-resistant, termite-proof and won't warp, you're ensured long-life, durable performance.

LOW MAINTENANCE

Unlike many other materials, LYSAGHT® walling products require minimal upkeep. They won't peel, crack, or warp, reducing the need for regular maintenance and repairs. Our walling products are also easy to clean, requiring just a simple wash to retain its great look.

ENERGY EFFICIENCY

When combined with appropriate insulation, LYSAGHT® walling products can significantly improve a home's energy efficiency by reducing the need for heating in the winter and cooling in the summer. LYSAGHT® walling, shaped from COLORBOND® steel featuring Thermatech® solar reflectance technology, reflects radiant heat, which can help in maintaining a comfortable interior temperature.

SUSTAINABILITY

Steel is 100% recyclable, and every LYSAGHT® steel walling product incorporates recycled material. This makes steel walling a sustainable choice for environmentally conscious homeowners. The long lifespan of steel also means reduced environmental impact in terms of replacement and waste.

DESIGN VERSATILITY

Modern design trends incorporate steel for both its sleek appearance and its adaptability to various architectural styles. LYSAGHT® walling products are available in a range of finishes, colours and substrates, allowing homeowners to choose the perfect product for their location and design aesthetic.



Scan the code
to view our
complete look
book collection



FROM COUNTRY TO COAST, THERE'S A LYSAGHT PRODUCT TO MEET EVERY CHALLENGE

No matter where you're building there's a LYSAGHT® walling product perfectly suited to the local environmental conditions.

WHERE TO USE WHICH LYSAGHT® WALLING PRODUCT

While standard COLORBOND® steel will accommodate the roofing, walling and guttering needs of homes built in most locations, specialist materials are also available to suit more demanding environments such as those by the sea or areas prone to industrial emissions. Lysaght can help you with choosing the correct grade of cladding product. Opposite is a quick guide to which grade may be most suitable for your home, depending upon its location.

WALLING FOR CHALLENGING ENVIRONMENTS

SUPERDURA® STAINLESS STEEL:

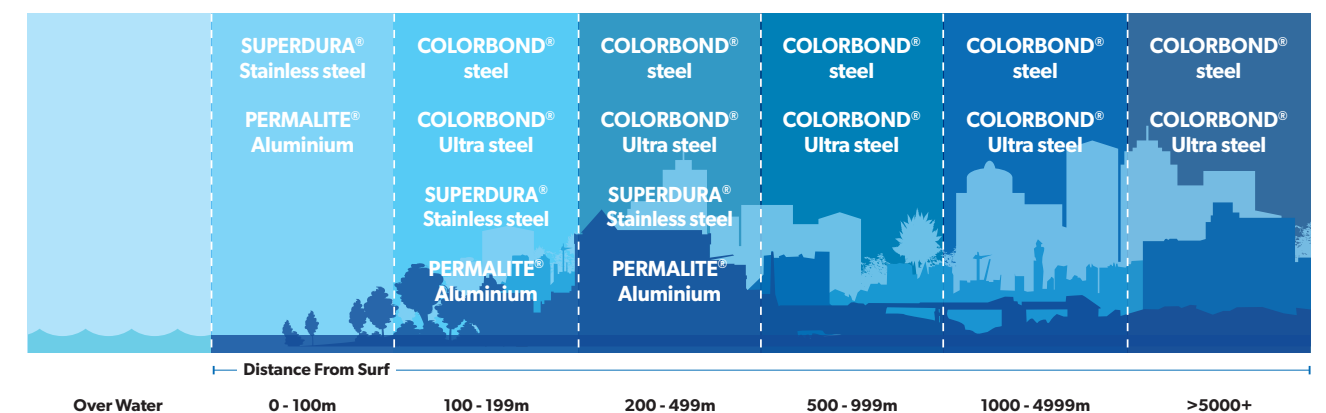
- Coastal sites within 100 metres of breaking surf where there is a constant salty smell and salt spray in the air
- Sites within proximity to industrial emissions

COLORBOND® ULTRA STEEL:

- Coastal sites approximately 100 to 200 metres from breaking surf where there may still be a smell of salt or salt spray in the air
- Sites situated 100 to 200 metres from the source of industrial emissions (fumes and/or particulate fallout) where the effects are typically lessened

PERMALITE® ALUMINIUM:

- For severe marine, industrial and commercial environments



OUR STEEL WALLING RANGE

LONGLINE 305®


Extremely popular amongst architects, builders, and property owners-alike, this striking cladding features slender, high ribs that make a dramatic statement on any building. Using a concealed fixing system to maintain its clean lines the bold rib profile of LONGLINE 305® create a dramatic shadowing effect as sunlight moves across the roof or wall, and the profile is adept at bold roof-to-wall transition designs




ENSEAM®

Broad, flat pans and a lower, yet substantial rib combine to form yet another distinct visual dynamic in ENSEAM® cladding. While possessing clean and striking good looks, this profile also has an easy style that makes it a very versatile cladding solution for contemporary architectural designs.

ENSEAM® 265mm



ENSEAM® 465mm




SNAPSEAM™

Featuring with the striking linear appearance of ENSEAM®, SNAPSEAM™ delivers improved performance attributes thanks to its concealed fixing system. These clips allow for enhanced thermal expansion and contraction, provide greater fixing security, and allow for longer lengths and greater spanning capacity.

SNAPSEAM™ 265mm



SNAPSEAM™ 465mm







IMPERIAL™

Featuring broad, flat pans and slender, well-defined ribs, cleanly elegant IMPERIAL™ standing-seam cladding complements virtually any architectural design. Combine those good looks with a curving capacity not readily achieved in other cladding profiles, and you have the ultimate profile for versatility and style.

IMPERIAL™ 325mm




IMPERIAL™ 525mm




BAROQUE™

A heritage-inspired profile, BAROQUE™ features wide, flat pans defined by generous semi-circular ribs. At once delivering a strong linear visual which is gentled by the rounded rib-form, BAROQUE™ offers a most unique visual character which sites easily with both traditional and contemporary architecture.


BAROQUE™ 275mm SINGLE RIB



BAROQUE™ 475mm SINGLE RIB



BAROQUE™ 275mm DOUBLE RIB




BAROQUE™ 475mm DOUBLE RIB




DOMINION®

Whether used in long lengths running vertically or horizontally on a building, or in shorter lengths to create a block-like effect, DOMINION® makes a strong and extremely stylish statement. With raised panels and recessed express joints, this profile conveys a sleek, contemporary character with a pleasing detail created by the shadowed channels.

DOMINION® 285mm




DOMINION® 485mm






CUSTOM ORB®

Delivering a pleasing textual visual with its uniform 'ripple', CUSTOM ORB® is the famous and original LYSAGHT® corrugated profile which others can only imitate. A long, wide, strong, lightweight, and economical profile, CUSTOM ORB® offers the versatility of being laid flat or spring curved and is equally at ease in both traditional and contemporary architecture.




CUSTOM BLUE ORB®

CUSTOM BLUE ORB® is the corrugated profile suitable for curving and is the perfect match to harmonise with CUSTOM ORB®. Manufactured from thicker, ductile steel, it is used in roofing and walling applications where bull nosing or an array of other curving designs are required.




CUSTOM ORB ACCENT® 21

CUSTOM ORB ACCENT® 21 is the perfect alternative to traditional corrugated steel roofing and walling. The deeper profile of CUSTOM ORB ACCENT® 21 not only gives a striking visual effect but delivers real benefits to the architect, builder, and owner alike.



WALLCLAD™

WALLCLAD™ is a lightweight and attractive corrugated wall cladding featuring the same profile as CUSTOM ORB®. WALLCLAD™ can be installed either vertically or horizontally for dynamic visual appeal.




TRIMDEK®

Featuring conventional, trapezoidal ribs and subtle fluting in the pans, TRIMDEK® provides any project with a clean and simple yet pleasing finish. A lightweight and economical profile, TRIMDEK® cladding benefits from an excellent spanning capacity permitting wide support spacings and remarkable recovery after deformation, aiding maintenance requirements.




TRIMWALL®

TRIMWALL® is an attractive, lightweight, and versatile steel walling profile designed to complement TRIMDEK®.



SPANDEK®


The contemporary-looking, square-corrugated profile of SPANDEK® is ideal where a stronger, bolder, and more modern corrugated appearance is required. Combining strength with lightness and rigidity, this popular cladding delivers durability, impact-resistance, and economy with richly textured good looks.




KLIP-LOK®

KLIP-LOK 700 HI-STRENGTH® and KLIP-LOK 700 CLASSIC® are wide-cover concealed fixed cladding profiles offering long spans and excellent uplift performance. They feature substantial, bold ribs rising from wide, transverse fluted pans. Installed using advanced clips, these profiles are ideally suited to near flat roof sections of both commercial buildings and warehouses, as well as residential buildings.

KLIP-LOK 700 HI-STRENGTH® (TRANSVERSE FLUTES)




KLIP-LOK 700 CLASSIC®



PANELRIB®


A subtle, fluted profile with a gentle, regular rib, PANELRIB® wall cladding is easily fixed and ideal for interior and exterior walling applications or as a feature. Sheets can be run vertically or horizontally and can be used flat or curved, with the longitudinal flutes providing rigidity along the length of the sheet while retaining full flexibility across the width.




MINI ORB®

With delightful mini corrugations that make a dramatic visual impact, MINI ORB® wall cladding is suitable for interior and exterior applications and is a perfect complement to other LYSAGHT® roof and wall claddings when used as an accent feature. MINI ORB® is suitable for flat and curved installations, with ribs running vertically or horizontally, and is ideal for feature walls and ceilings.

MINI ORB® 810mm




MINI ORB® 820mm





MULTICLAD®

An attractive profile featuring a pleasing trapezoidal rib and longitudinal fluting in the pans, MULTICLAD® can be installed with ribs running vertically or horizontally and is extremely versatile and particularly suitable when an inexpensive, lightweight, and quick-to-install cladding is required.



WEATHERLINE®

WEATHERLINE® is an attractive and durable interlocking steel panel with concealed fixings. Featuring the appearance of weatherboards, WEATHERLINE® comes with all the advantage of being manufactured from steel, including design, installation, and maintenance benefits. The product is support by clips to achieve a concealed-fixed installation with no visible fasteners.



OUR ALUMINIUM WALLING RANGE


For use in marine and other challenging environments, PERMALITE® aluminium is a long lasting, durable, lightweight alternative to other roofing materials, unique in its ability to remain corrosion free with minimal maintenance.

permalite


WAVELINE®

Owing to its classic Australian corrugated shape with all the durability benefits associated with aluminium, WAVELINE® is a smart choice for coastal homes and other buildings seeking an iconic appearance with the durability benefits of aluminium. WAVELINE® is available in two cover width options – standard 762mm cover width, or 990mm for greater installation economy.

WAVELINE® 762mm




WAVELINE® 990mm




ALSPAN®

The bold ribs and wide pans of ALSPAN® offer a well-defined appearance on large roof planes requiring an aluminium solution. Combined with advantages including a long spanning capability, large rainwater-carrying capacity, and an ability to be used at low roof, ALSPAN® is a high-performing roofing solution.




LT7®

Combining several advantages, including strength, water-carrying capacity, fixing economy and eave closure features, LT7® is a flexible aluminium roofing or walling option for a breadth of projects. Its spanning ability, lightness, and rigidity permit LT7® in achieving large support spacings, whilst also supporting safe handling and installation on-site.



V-RIB®

Featuring a neat, balanced appearance, the ability to be installed quickly and large cover width, V-RIB® is an effective aluminium roofing or walling option for many projects. With a neat balanced appearance on buildings, this profile is also effectively used as insulation jacketing in power stations and chemical processing plants.




WALLING SOLUTIONS COLOUR RANGE

COLORBOND® STEEL FROM LYSAGHT

FOR ROOFING, WALLING,
GUTTERING AND FASCIA







CLASSIC

Designed to weather the unique Australian land, a Classic finish provides a low sheen aesthetic that provides longevity and durability.

					
Dover White™ SA = 0.28. BCA = L	Surfmist® SA = 0.33. BCA = L	Southerly® SA = 0.40. BCA = L	Shale Grey™ SA = 0.44. BCA = M	Bluegum® SA = 0.57. BCA = M	Windspray® SA = 0.60. BCA = M
					
Basalt® SA = 0.67. BCA = D	Classic Cream™ SA = 0.33. BCA = L	Paperbark® SA = 0.43. BCA = M	Evening Haze® SA = 0.43. BCA = M	Dune® SA = 0.48. BCA = M	Gully® SA = 0.64. BCA = D
					
Jasper® SA = 0.67. BCA = D	Manor Red® SA = 0.70. BCA = D	Wallaby® SA = 0.64. BCA = D	Woodland Grey® SA = 0.70. BCA = D	Pale Eucalypt® SA = 0.60. BCA = M	Cottage Green® SA = 0.73. BCA = D
					
Ironstone® SA = 0.73. BCA = D	Deep Ocean® SA = 0.74. BCA = D	Night Sky® SA = 0.95. BCA = D	Monument® SA = 0.73. BCA = D		

MATT

Soft in appearance yet durable and strong, a Matt finish beautifully diffuses light for a textured designer appearance.

					
Surfmist® SA = 0.35. BCA = L	Dune® SA = 0.48. BCA = M	Shale Grey™ SA = 0.46. BCA = M	Bluegum® SA = 0.59. BCA = M	Basalt® SA = 0.71. BCA = D	Monument® SA = 0.79. BCA = D










COLORBOND® STEEL FROM LYSAGHT

FOR ROOFING, WALLING,
GUTTERING AND FASCIA







ULTRA

For building in marine and industrial environments, Ultra offers another level of specialist protection and durability.

				
Surfmist® SA = 0.33. BCA = L	Dune® SA = 0.48. BCA = M	Shale Grey™ SA = 0.44. BCA = M	Windspray® SA = 0.60. BCA = M	Wallaby® SA = 0.64. BCA = D
				
Woodland Grey® SA = 0.70. BCA = D	Monument® SA = 0.73. BCA = D			

METALLIC





The Metallic finish showcases long lasting lustre for colour brilliance. A simple play of light brings out the striking ‘metallic’ effect.

					
Galactic® SA = 0.34. BCA = L	Cosmic® SA = 0.39. BCA = L	Rhea® SA = 0.49. BCA = M	Astro® SA = 0.62. BCA = D	Aries® SA = 0.70. BCA = D	Celestial® SA = 0.94. BCA = D

SUPERDURA® STAINLESS STEEL FROM LYSAGHT

FOR ROOFING, WALLING,
GUTTERING AND FASCIA

Our ultimate pre-painted steel product for corrosion resistance, suitable for very severe marine environments.

			
Surfmist® Stainless	Dune® Stainless	Windspray® Stainless	Deep Ocean® Stainless

UNPAINTED STEEL FROM LYSAGHT

FOR ROOFING, WALLING,
GUTTERING AND FASCIA

A range of aesthetics from the large, grey spangles of iconic galvanised steel through to modern, petite spangled ZINCALUME® steel cladding.

		
Galvanised	Heritage Galvanised	ZINCALUME® steel


REDCOR®
FROM LYSAGHT

With a protective patina that changes organically over time REDCOR® can deliver a striking appearance.



PERMALITE® ALUMINIUM
FROM LYSAGHT

With a specially developed marine-grade aluminium base PERMALITE® is recommended for aggressive industrial and marine environments.



Glacier White™



Gull Grey™



Sahara®



Enduro Green®



Slate Grey™




Moon Shadow®



Obelisk Grey®



Mill Finish Aluminium



Stucco Finish Aluminium



FOR WALLING

FOR ROOFING, WALLING,
GUTTERING AND FASCIA

PRODUCT AVAILABILITY

	NSW/ACT	QLD	NT	VIC	TAS	SA	WA
STEEL ROOFING							
LONGLINE 305®	✓	✓	✓	✓	✓	✓	✓
ENSEAM®	✓	✓	✓	✓	✓	✓	✓
SNAPSEAM™	✓	✓	✓	✓	✓	✓	✓
IMPERIAL™	✓	✓	✓	✓	✓	✓	✓
BAROQUE™	✓	✓	✓	✓	✓	✓	✓
DOMINION®	✓	✓	✓	✓	✓	✓	✓
CUSTOM ORB®	✓	✓	✓	✓	✓	✓	✓
CUSTOM BLUE ORB®	✓	✓	✓	✓	✓	✓	✓
CUSTOM ORB ACCENT® 21	✓	✓		✓	✓	✓	
WALLCLAD®	✓	✓		✓	✓	✓	✓
TRIMDEK®	✓	✓	✓	✓	✓	✓	✓
TRIMWALL®	✓	✓	✓	✓	✓	✓	✓
SPANDEK®	✓	✓	✓	✓	✓	✓	✓
KLIP-LOK®	✓	✓	✓	✓	✓	✓	✓
PANELRIB®	✓	✓		✓	✓	✓	✓
MINI ORB®	✓	✓		✓	✓	✓	
MULTICLAD®	✓	✓		✓	✓	✓	
WEATHERLINE®		✓					
ALUMINIUM WALLING							
WAVELINE® 762mm	✓		✓	✓	✓	✓	✓
WAVELINE® 990mm	✓		✓	✓	✓	✓	✓
ALSPAN®	✓		✓	✓	✓	✓	✓
LT7®	✓		✓	✓	✓	✓	✓
V-RIB®	✓		✓	✓	✓	✓	✓

WHY LYSAGHT ONLY USES AUSTRALIAN COLORBOND® STEEL

COLORBOND® steel has been made in Australia since 1966 by

BlueScope - Australia's largest steelmaker and a global leader in the manufacture of pre-painted steel.

Decades of Australian research and development have gone into creating a range of technologies that give genuine COLORBOND® steel its long lasting performance in Australia's harsh climate.

Renowned for its quality finish and durability, and backed by a material warranty¹ from BlueScope, COLORBOND® steel is one of Australia's most trusted building materials.



SUSTAINABILITY

At Lysaght, we manufacture our LYSAGHT® steel building products range from 100% Australian-made metallic coated and pre-painted steel. These ingredient steel products are durable and resilient to Australia's harsh climate and their long life helps conserve resources and energy that may otherwise be invested in products with a shorter life span.

All LYSAGHT® steel building products contain recycled content and the steel in LYSAGHT® products is 100% recyclable. In some cases it can be reused without reprocessing, again saving on energy and resource use.

THERMAL EFFICIENCY

Many people know that the colour of your roof can make a difference to your cooling bill and no less than five of the colours in the COLORBOND® steel range qualify as solar reflective (light coloured) roofing under the Green Star Communities tool. But there's another way that COLORBOND® steel can help make your home more energy efficient. Every colour (except Night Sky®) in the standard COLORBOND® steel range features Thermatech® solar reflectance technology. Thermatech® technology is designed to reflect more of the sun's heat on hot, sunny days, which can mean less dependence on air-conditioning, plus reduced heat stress for your roof. The LYSAGHT® product range is available in the full range of COLORBOND® steel colours.

CORSTRIP® PROTECTIVE PLASTIC FILM

Some LYSAGHT® products shaped from COLORBOND® steel are delivered with a plastic film called CORSTRIP® to protect the product from damage during transport and installation. CORSTRIP® is made from 100% low-density polyethylene (LDPE) and is suitable for recycling.



Scan the QR code to access more design inspiration and product information on lysaght.com

LYSAGHT.COM

FOR SALES ENQUIRIES CALL 13 30 38

FOR TECHNICAL ENQUIRIES CALL 1800 641 417

PRODUCT DESCRIPTIONS

All descriptions, specifications, illustrations, drawings, data, dimensions, and weights contained in this publication and websites containing information from Lysaght are approximations only. They are intended by Lysaght to be a general description for information and identification purposes and do not create a sale by description. Lysaght reserves the right at any time to:

- Supply goods with such minor modifications from its drawings and specifications as it sees fit, and
- Alter specifications shown in its publications and websites to reflect changes made after the date of publication.

Not all LYSAGHT® products are available in all materials, finishes and colours shown. Material, finish and colour availability is indicative only and is subject to change without notice – contact Lysaght, your reseller, builder, or installer for more information.

The colour swatches shown have been reproduced to represent actual product colours as accurately as possible. However, we recommend checking your chosen colour against an actual sample of the product before purchasing, as varying light conditions and limitations of the printing process may affect colour tones and finishes.

¹Warranties are subject to exclusions, application and eligibility criteria. For full terms and conditions and to determine the eligibility of your product for the warranty visit bluescopesteel.com.au/warranties or contact BlueScope on 1800 800 789. Warranties provided by BlueScope do not affect consumer rights under the Australian Consumer Law.

COLORBOND®, SUPERDURA®, ZINCALUME®, PERMALITE®, LYSAGHT® and ® colour and product names are registered trademarks of BlueScope Steel Limited and ™ colour and product names are trademarks of BlueScope Steel Limited.

© 2023 BlueScope Steel Limited. ABN 16 000 011 058. All rights reserved. LYH1829 – 11/23

INSPIRATION TO BUILD BETTER

LYSAGHT