

# PERMALITE ROOFING APPENDIX

## PERMALITE POSITIVE FIXING SYSTEM METHODOLOGY

### TABLE OF CONTENTS

DRAWING NUMBER	ISSUE	DRAWING TITLE
PR001	A	RECTANGULAR ROOF SHAPE - ROOF SPAN UP TO 9M
PR002	A	RECTANGULAR ROOF SHAPE - ROOF SPAN >9M AND UP TO 13M
PR003	A	RECTANGULAR ROOF SHAPE - ROOF SPAN >13M AND UP TO 18M
PR004	A	RECTANGULAR ROOF SHAPE - ROOF SPAN >18M AND UP TO 26M
PR005	A	RECTANGULAR ROOF SHAPE - ROOF SPAN >26M AND UP TO 39M
PR006	A	RECTANGULAR ROOF SHAPE - ROOF SPAN >39M AND UP TO 52M
PR007	A	CIRCULAR ROOF SHAPE (RESERVOIR - SINGLE RIDGE) - TANK RADIUS UP TO 13M
PR008	A	CIRCULAR ROOF SHAPE (RESERVOIR - HEXAGONAL) - TANK RADIUS UP TO 13M
PR009	A	CIRCULAR ROOF SHAPE (RESERVOIR - SINGLE RIDGE) - TANK RADIUS >13M AND UP TO 26M
PR010	A	CIRCULAR ROOF SHAPE (RESERVOIR - HEXAGONAL) - TANK RADIUS >13M AND UP TO 26M
PR012	A	CIRCULAR ROOF SHAPE (RESERVOIR - SINGLE RIDGE) - TANK RADIUS >26M AND UP TO 39M
PR013	A	CIRCULAR ROOF SHAPE (RESERVOIR - HEXAGONAL) - TANK RADIUS >26M AND UP TO 39M
PR014	A	CIRCULAR ROOF SHAPE (RESERVOIR - SINGLE RIDGE) - TANK RADIUS >39M AND UP TO 52M
PR015	A	CIRCULAR ROOF SHAPE (RESERVOIR - HEXAGONAL) - TANK RADIUS >39M AND UP TO 52M
PD01	A	TYPICAL ALUMINIUM ROOF SHEET DETAILS 1
PD02	A	TYPICAL ALUMINIUM ROOF SHEET DETAILS 2

A3 SHEET

100mm

50mm

25mm

0mm

**PERMALITE - ALL RIGHTS RESERVED**  
Copying or reproducing the whole or part of this document in any form without the written permission of BLUESCOPE PERMALITE constitutes an infringement of copyright. PERMALITE accepts no responsibility for the accuracy of any information contained in this document. Drawings in electronic form should be checked for accuracy against the equivalent hard copy issued by BLUESCOPE PERMALITE. Prior to commencing construction verify all dimensions against the drawings. Dimensions are not to be scaled or read electronically from this drawing. Signatures of Architects, other Consultants and Site Contractors drawings, Dimensions are not to be scaled or read electronically from this drawing. Signatures of Architects or other Consultants drawings.

ISSUE	AMENDMENT	DATE	INITIALS
A	FOR DISTRIBUTION	15.03.16	RP

20 Fairbairn Place  
Eagle Farm QLD 4009



ABN 34 099 421 333  
View: [www.permalite.com.au](http://www.permalite.com.au)

Ph: 1300 850 389  
Fax: 1300 850 481

DESIGNED	DATE
RP	03.02.16
DRAM	
RP	
CHECKED	
TJ	

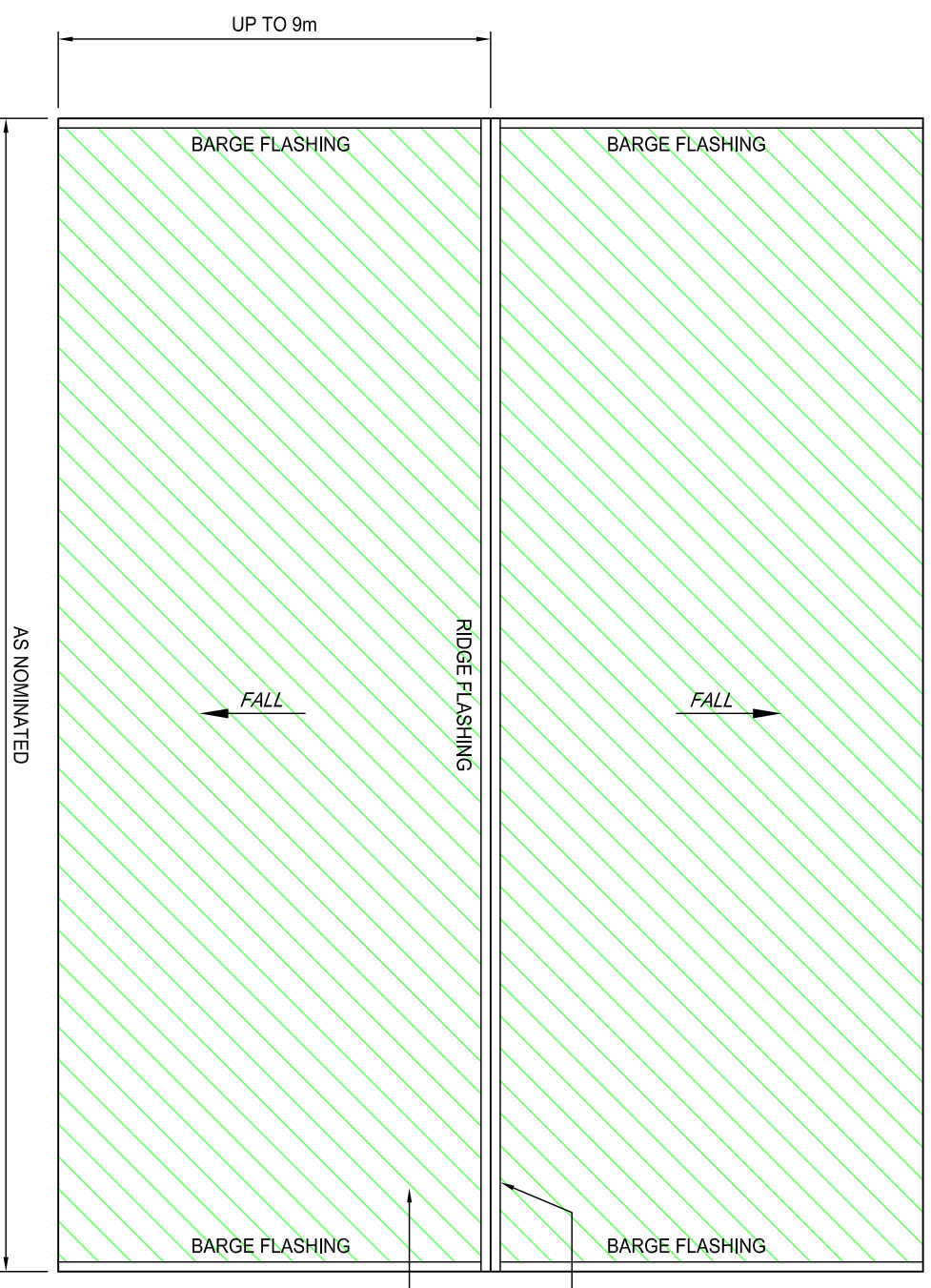
PROJECT	CLIENT
PERMALITE ROOFING APPENDIX	PERMALITE ALUMINIUM BUILDING SOLUTIONS

DRAWING TITLE	JOB No.	SCALE
TITLE PAGE		N/A
DRAWING No.	TITLE	ISSUE
		A

- NOTES**
1. DIAGRAMS ARE TO BE USED AS A GUIDE ONLY.
  2. EXAMPLES ARE BASED OFF MAX 13m ROOF SHEETS FOR TRANSPORT PURPOSES. AS PER BEST ROOFING PRACTICE. END LAPS SHOULD BE AVOIDED WHENEVER POSSIBLE.
  3. EXAMPLES ARE BASED OFF MIN ROOF SLOPES WHERE END LAPS ARE PERMISSIBLE. CAREFUL DESIGN CONSIDERATIONS SHOULD BE USED FOR LOW PITCHES. FOR ROOF LENGTHS OVER 36m EXPANSION JOINTS (OR STEP JOINTS) SHOULD BE CONSIDERED.



REFER PERMALITE POSITIVE FIXING DETAIL **P01**  
**PRA01**



TYPICAL RIDGE FLASHING TO DETAIL **F02**  
**PD01**

REFER TYPICAL ROOF SHEET FIXING DETAIL **R01**  
**PD01**

**1**  
TYPICAL ROOF SHEET LAYOUT -  
ROOF SPAN UP TO 9M  
PLAN  
SCALE 1:150

0mm 25mm 50mm 100mm A3 SHEET

**DISCLAIMER - ALL RIGHTS RESERVED**  
Copying or reproducing the whole or part of this document in any form without the written permission of BLUESCOPE PERMALITE constitutes an infringement of copyright. PERMALITE accepts no responsibility for the accuracy or completeness of the information contained herein. The drawings are for information only and should not be used for construction purposes. Drawings in electronic form should be checked for accuracy against the equivalent hard copy issued by BLUESCOPE PERMALITE. Prior to commencing construction verify all dimensions against the drawings. Dimensions are not to be scaled or read electronically from this drawing. Signatures of architects, other consultants and sub-contractor's drawings, dimensions are not to be scaled or read electronically from this drawing. Signatures of architects or other consultants' drawings.

20 Fairbairn Place  
Eagle Farm, QLD 4009

ABN 34 099 421 333

Ph: 1300 850 389  
Fax: 1300 850 481  
Web: www.permalite.com.au

DESIGNED:	RP
DRAWN:	RP
CHECKED:	TJ
DATE:	03.02.16

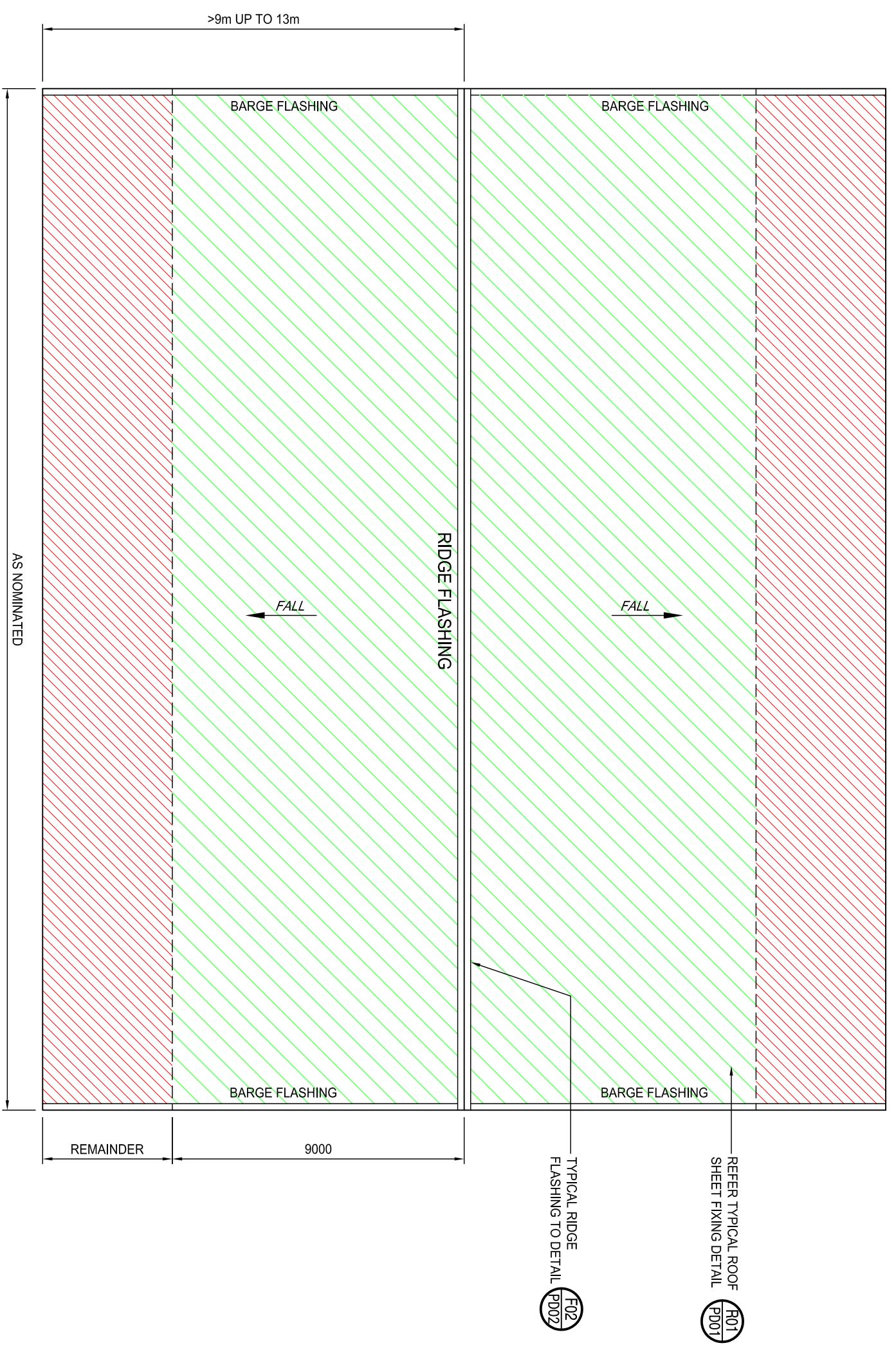
PROJECT	PERMALITE ROOFING APPENDIX
CLIENT	PERMALITE ALUMINIUM BUILDING SOLUTIONS

DRAWING TITLE	TYPICAL ALUMINIUM ROOF SHEET LAYOUT RECTANGULAR ROOF SHAPE ROOF SPAN UP TO 9M
JOB No.	PRA001
DRAWING No.	PRA001
SCALE	AS NOTED
ISSUE	A

- NOTES**
1. DIAGRAMS ARE TO BE USED AS A GUIDE ONLY.
  2. EXAMPLES ARE BASED OFF MAX 13m ROOF SHEETS FOR TRANSPORT PURPOSES. AS PER BEST ROOFING PRACTICE. END LAPS SHOULD BE AVOIDED WHENEVER POSSIBLE.
  3. EXAMPLES ARE BASED OFF MIN ROOF SLOPES WHERE END LAPS ARE PERMISSIBLE. CAREFUL DESIGN CONSIDERATIONS SHOULD BE USED FOR LOW PITCHES. FOR ROOF LENGTHS OVER 36m EXPANSION JOINTS (OR STEP JOINTS) SHOULD BE CONSIDERED.



REFER PERMALITE POSITIVE FIXING DETAIL **P01**  
PRAD



1  
TYPICAL ROOF SHEET LAYOUT -  
ROOF SPAN > 9M AND UP TO 13M  
PLAN  
SCALE 1:150

0mm 25mm 50mm 100mm A3 SHEET

**PERMALITE - ALL RIGHTS RESERVED**  
Copying or reproducing the whole or part of this document in any form without the written permission of BLUESCOPE PERMALITE constitutes an infringement of copyright. PERMALITE accepts no responsibility for the accuracy or completeness of the information provided in this document. The user of this document shall be responsible for the accuracy of the information provided in this document. Drawings in electronic form should be checked for accuracy against the equivalent hard copy issued by BLUESCOPE PERMALITE. Prior to commencing construction verify all dimensions against the architect's and site contractor's drawings. Dimensions are not to be scaled or read electronically from this drawing. Sign out architect's or other consultant's drawings.

20 Fairbairn Place  
Eagle Farm, QLD 4009  
ABN 34 099 421 333  
Ph: 1300 850 389  
Fax: 1300 850 481  
Web: www.permalite.com.au

DESIGNED:	RP
DRAWN:	RP
CHECKED:	TJ
DATE:	03.02.16

PROJECT	PERMALITE ROOFING APPENDIX
CLIENT	PERMALITE ALUMINIUM BUILDING SOLUTIONS

DRAWING TITLE	TYPICAL ALUMINIUM ROOF SHEET LAYOUT RECTANGULAR ROOF SHAPE ROOF SPAN >9M AND UP TO 13M
JOB No.	
DRAWING No.	PRA002
SCALE	AS NOTED
ISSUE	A

**NOTES**

1. DIAGRAMS ARE TO BE USED AS A GUIDE ONLY.
2. EXAMPLES ARE BASED OFF MAX 13m ROOF SHEETS FOR TRANSPORT PURPOSES. AS PER BEST ROOFING PRACTICE, END LAPS SHOULD BE AVOIDED WHENEVER POSSIBLE.
3. EXAMPLES ARE BASED OFF MIN ROOF SLOPES WHERE END LAPS ARE PERMISSIBLE. CAREFUL DESIGN CONSIDERATIONS SHOULD BE USED FOR LOW PITCHES. FOR ROOF LENGTHS OVER 36m EXPANSION JOINTS (OR STEP JOINTS) SHOULD BE CONSIDERED.
- 4.



HARD FIXING



EXPANSION FIXING

REFER PERMALITE POSITIVE FIXING DETAIL



1  
TYPICAL ROOF SHEET LAYOUT -  
ROOF SPAN > 13M AND UP TO 18M  
PLAN  
SCALE 1:200

**PERMALITE - ALL RIGHTS RESERVED**  
Copying or reproducing the whole or part of this document in any form without the written permission of BLUESCOPE PERMALITE constitutes an infringement of copyright. PERMALITE accepts no responsibility for the accuracy or completeness of the information contained in this document. The drawings are for reference only and should not be used for construction without the written consent of BLUESCOPE PERMALITE. Drawings in electronic form should be checked for accuracy against the equivalent hard copy issued by BLUESCOPE PERMALITE. Prior to commencing construction verify all dimensions against the drawings. Dimensions are not to be scaled or read electronically from this drawing. Sign out dimensions, unless specifically shown, are to be obtained from the architect's or other consultant's drawings.

20 Fairbairn Place  
Eagle Farm, QLD 4009  
ABN 34 099 421 333  
Ph: 1300 850 389  
Fax: 1300 850 481  
Web: www.permalite.com.au

DESIGNED:	RP
DRAWN:	RP
CHECKED:	TJ
DATE:	03.02.16

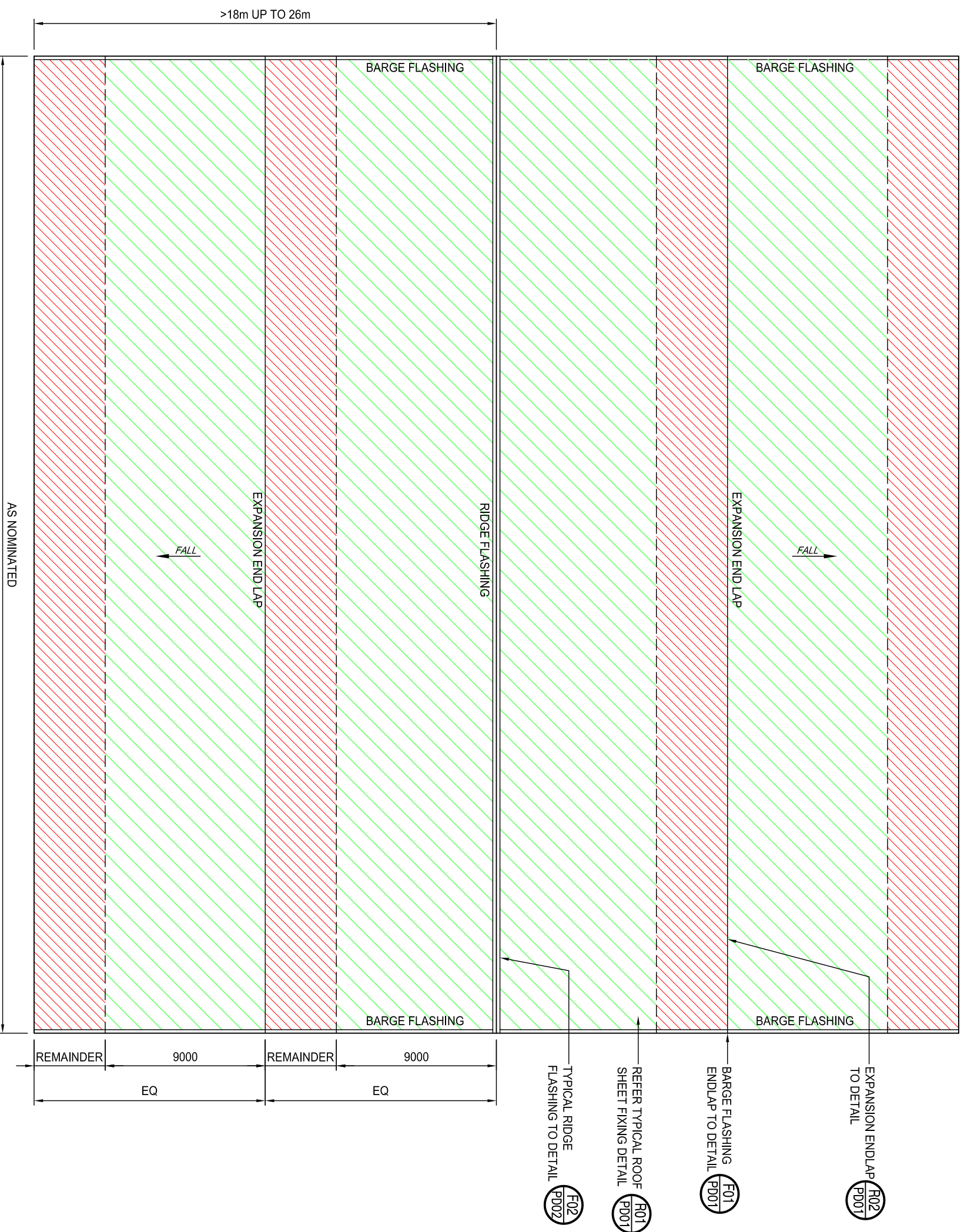
PROJECT	PERMALITE ROOFING APPENDIX
CLIENT	PERMALITE ALUMINIUM BUILDING SOLUTIONS

DRAWING TITLE	TYPICAL ALUMINIUM ROOF SHEET LAYOUT RECTANGULAR ROOF SHAPE ROOF SPAN >13M AND UP TO 18M
JOB No.	
DRAWING No.	PRA003
SCALE	AS NOTED
ISSUE	A

- NOTES**
1. DIAGRAMS ARE TO BE USED AS A GUIDE ONLY.
  2. EXAMPLES ARE BASED OFF MAX 13m ROOF SHEETS FOR TRANSPORT PURPOSES. AS PER BEST ROOFING PRACTICE, END LAPS SHOULD BE AVOIDED WHENEVER POSSIBLE.
  3. EXAMPLES ARE BASED OFF MIN ROOF SLOPES WHERE END LAPS ARE PERMISSIBLE. CAREFUL DESIGN CONSIDERATIONS SHOULD BE USED FOR LOW PITCHES. FOR ROOF LENGTHS OVER 36m EXPANSION JOINTS (OR STEP JOINTS) SHOULD BE CONSIDERED.



REFER PERMALITE POSITIVE FIXING DETAIL **P01**  
**PRA04**



**1**  
TYPICAL ROOF SHEET LAYOUT -  
ROOF SPAN > 18M AND UP TO 26M  
PLAN  
SCALE 1:250

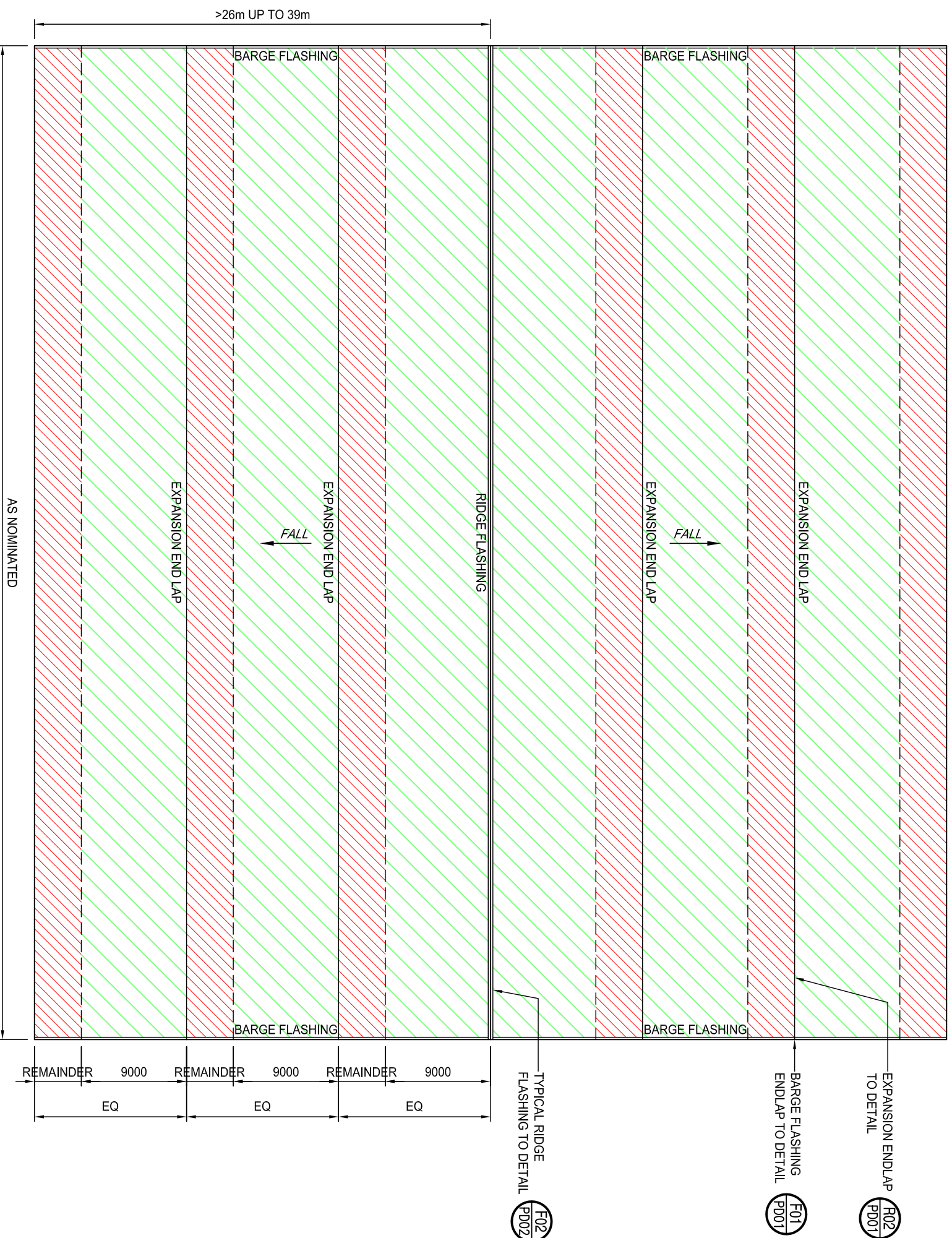
0mm	25mm	50mm	100mm	A3 SHEET
<p><b>PERMALITE - ALL RIGHTS RESERVED</b> Copying or reproducing the whole or part of this document in any form without the written permission of BLUESCOPE PERMALITE constitutes an infringement of copyright. PERMALITE accepts no responsibility for the accuracy or completeness of the information provided in this document. The user of this document shall be responsible for the accuracy of the information provided in this document. Drawings in electronic form should be checked for accuracy against the equivalent hard copy issued by BLUESCOPE PERMALITE. Prior to commencing construction verify all dimensions against the architect's and site contractor's drawings. Dimensions are not to be scaled or read electronically from this drawing. Setout dimensions, unless specifically shown, are to be obtained from the architect's or other consultant's drawings.</p>				
ISSUE	AMENDMENT	DATE	INITIALS	
A	FOR DISTRIBUTION	5.03.16	RP	
<p>DESIGNED: RP DRAWN: RP CHECKED: TJ DATE: 03.02.16</p>				
<p>PROJECT PERMALITE ROOFING APPENDIX</p>		<p>CLIENT PERMALITE ALUMINIUM BUILDING SOLUTIONS</p>		
<p>DRAWING TITLE TYPICAL ALUMINIUM ROOF SHEET LAYOUT RECTANGULAR ROOF SHAPE ROOF SPAN &gt;18M AND UP TO 26M</p>				
JOB No.	SCALE	AS NOTED	ISSUE	A
DRAWING No.	PRA004			
<p>20 Fairbairn Place Eagle Farm, QLD 4009 ABN 34 099 421 333 Ph: 1300 850 389 Fax: 1300 850 481 Web: www.permalite.com.au</p>				
<p><b>permalite</b></p>				



- NOTES**
1. DIAGRAMS ARE TO BE USED AS A GUIDE ONLY.
  2. EXAMPLES ARE BASED OFF MAX 13m ROOF SHEETS FOR TRANSPORT PURPOSES. AS PER BEST ROOFING PRACTICE. END LAPS SHOULD BE AVOIDED WHENEVER POSSIBLE.
  3. EXAMPLES ARE BASED OFF MIN ROOF SLOPES WHERE END LAPS ARE PERMISSIBLE. CAREFUL DESIGN CONSIDERATIONS SHOULD BE USED FOR LOW PITCHES. FOR ROOF LENGTHS OVER 36m EXPANSION JOINTS (OR STEP JOINTS) SHOULD BE CONSIDERED.
  - 4.



REFER PERMALITE POSITIVE FIXING DETAIL



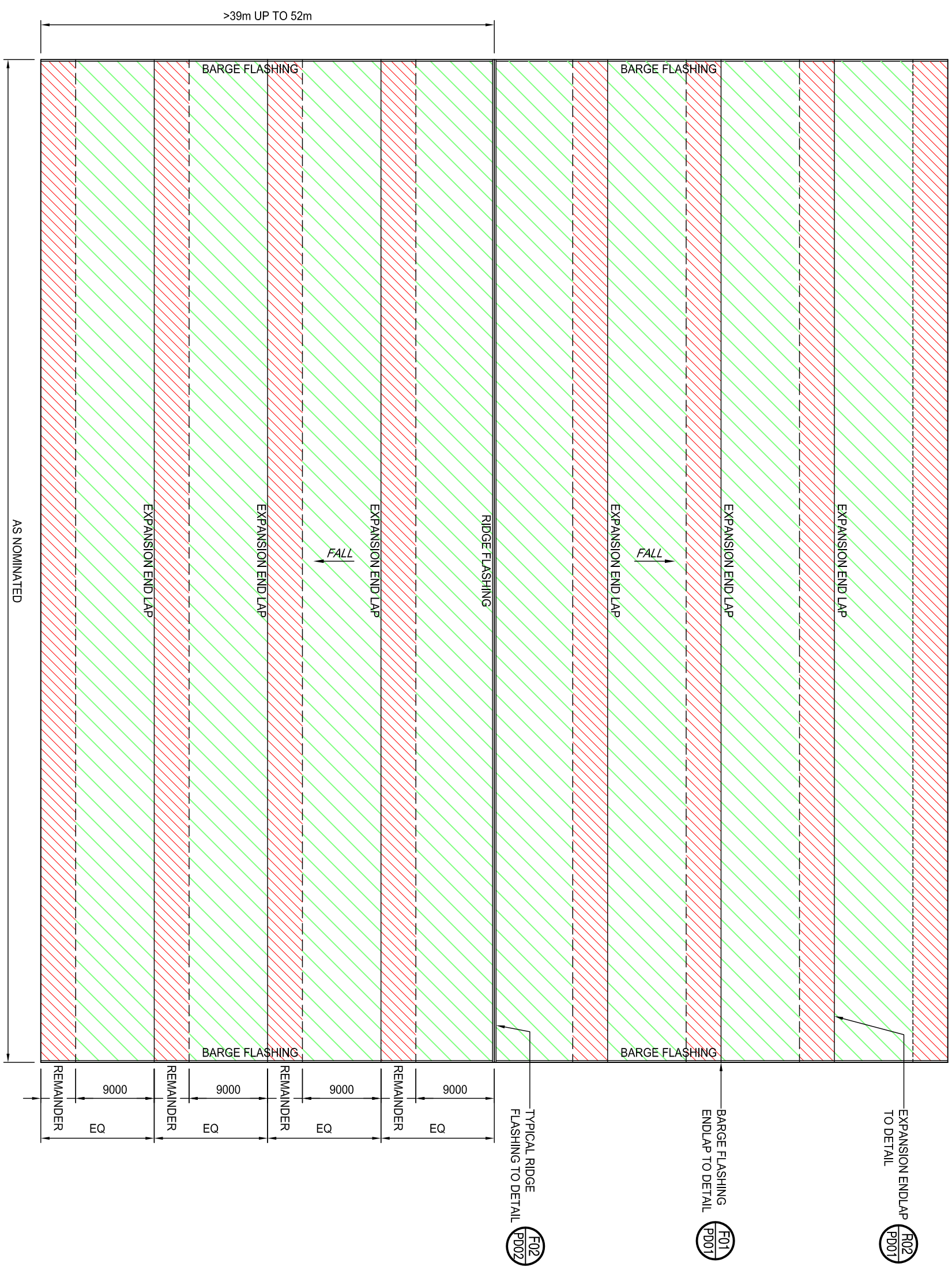
1  
TYPICAL ROOF SHEET LAYOUT -  
ROOF SPAN > 26M AND UP TO 39M  
PLAN  
SCALE 1:400

0mm	25mm	50mm	100mm	A3 SHEET
<p><b>PERMALITE - ALL RIGHTS RESERVED</b> Copying or reproducing the whole or part of this document in any form without the written permission of BLUESCOPE PERMALITE constitutes an infringement of copyright. PERMALITE accepts no responsibility for the accuracy or completeness of the information provided in this document. The user of this document shall be responsible for the accuracy and completeness of the information provided in this document. Drawings in electronic form should be checked for accuracy against the equivalent hard copy issued by BLUESCOPE PERMALITE. Prior to commencing construction verify all dimensions against the architect's, other consultant's and site contractor's drawings. Dimensions are not to be scaled or read electronically from this drawing. Setout architect's or other consultant's drawings.</p>				
ISSUE	AMENDMENT	DATE	INITIALS	
A	FOR DISTRIBUTION	15.03.16	RP	
<p>DESIGNED: RP DRAWN: RP CHECKED: TJ</p>				
<p>PROJECT: PERMALITE ROOFING APPENDIX CLIENT: PERMALITE ALUMINIUM BUILDING SOLUTIONS</p>				
<p>DRAWING TITLE: TYPICAL ALUMINIUM ROOF SHEET LAYOUT RECTANGULAR ROOF SHAPE ROOF SPAN &gt;26M AND UP TO 39M</p>				
JOB No.	SCALE	AS NOTED		
DRAWING No.	ISSUE	A		
<p>20 Fairbairn Place Eagle Farm, QLD 4009 ABN 34 099 421 333 Permalite Ph: 1300 850 389 Fax: 1300 850 481 View: www.permalite.com.au</p>				

- NOTES**
1. DIAGRAMS ARE TO BE USED AS A GUIDE ONLY.
  2. EXAMPLES ARE BASED OFF MAX 13m ROOF SHEETS FOR TRANSPORT PURPOSES. AS PER BEST ROOFING PRACTICE, END LAPS SHOULD BE AVOIDED WHENEVER POSSIBLE.
  3. EXAMPLES ARE BASED OFF MIN ROOF SLOPES WHERE END LAPS ARE PERMISSIBLE. CAREFUL DESIGN CONSIDERATIONS SHOULD BE USED FOR LOW PITCHES. FOR ROOF LENGTHS OVER 39m EXPANSION JOINTS (OR STEP JOINTS) SHOULD BE CONSIDERED.



REFER PERMALITE POSITIVE FIXING DETAIL 



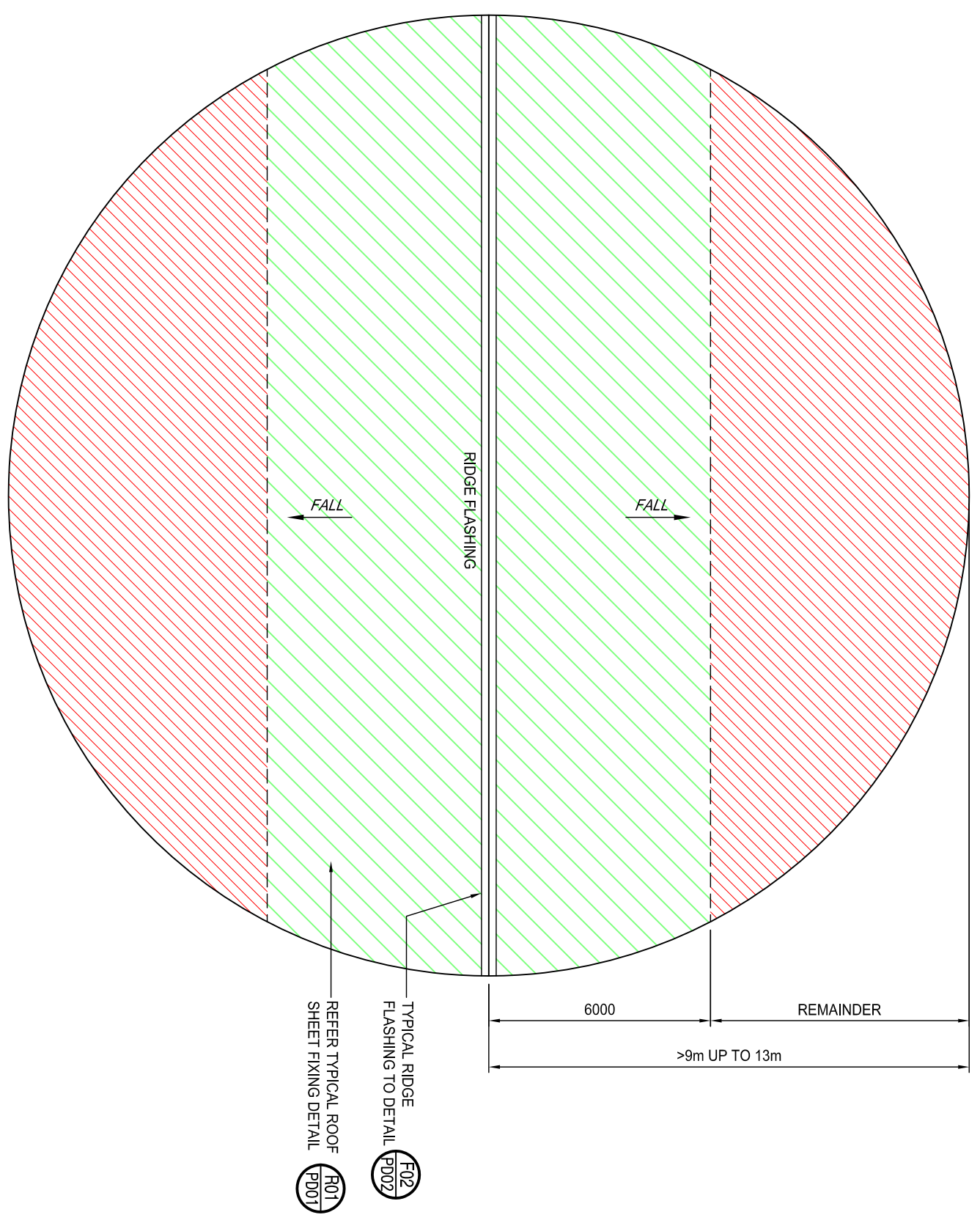
1  
**TYPICAL ROOF SHEET LAYOUT -  
 ROOF SPAN > 39M AND UP TO 52M**  
 PLAN  
 SCALE 1:500

<p><b>PERMALITE</b>          20 Fairbairn Place          Eagle Farm, QLD 4009          ABN 34 099 421 333          Ph: 1300 850 389          Fax: 1300 850 481          Web: www.permalite.com.au</p>		<p>DESIGNED:          RP          DRAWN:          RP          CHECKED:          TJ          DATE:          03.02.16</p>		<p>PROJECT          PERMALITE ROOFING APPENDIX          CLIENT          PERMALITE ALUMINIUM BUILDING SOLUTIONS</p>		<p>DRAWING TITLE          TYPICAL ALUMINIUM ROOF SHEET LAYOUT          RECTANGULAR ROOF SHAPE          ROOF SPAN &gt;39M AND UP TO 52M          JOB No.          DRAWING No. PRA006</p>		<p>SCALE AS NOTED          ISSUE A</p>	
<p>ISSUE AMENDMENT</p>		<p>DATE</p>		<p>INITIALS</p>		<p>FOR DISTRIBUTION</p>		<p>DATE</p>	

- NOTES**
1. DIAGRAMS ARE TO BE USED AS A GUIDE ONLY.
  2. EXAMPLES ARE BASED OFF MAX 13m ROOF SHEETS FOR TRANSPORT PURPOSES. AS PER BEST ROOFING PRACTICE. END LAPS SHOULD BE AVOIDED WHENEVER POSSIBLE.
  3. EXAMPLES ARE BASED OFF MIN ROOF SLOPES WHERE END LAPS ARE PERMISSIBLE. CAREFUL DESIGN CONSIDERATIONS SHOULD BE USED FOR LOW PITCHES. FOR ROOF LENGTHS OVER 36m EXPANSION JOINTS (OR STEP JOINTS) SHOULD BE CONSIDERED.
  - 4.



REFER PERMALITE POSITIVE FIXING DETAIL **P01**  
**PRA07**



**TYPICAL ROOF SHEET LAYOUT -**  
**RADIUS UP TO 13M**  
**PLAN - SINGLE RIDGE TANK**  
**SCALE 1:150**

**PERMALITE - ALL RIGHTS RESERVED**  
Copying or reproducing the whole or part of this document in any form without the written permission of BLUESCOPE PERMALITE constitutes an infringement of copyright. PERMALITE accepts no responsibility for the accuracy of any dimensions or details shown in this drawing or alteration of this drawing in electronic form. Drawings in electronic form should be checked for accuracy against the equivalent hard copy issued by BLUESCOPE PERMALITE. Prior to commencing construction verify all dimensions against architect's other consultant's and site contractor's drawings. Dimensions are not to be scaled or read electronically from this drawing. Signout architect's or other consultant's drawings.

**permalite**  
20 Fairbairn Place  
Eagle Farm, QLD 4009  
ABN 34 099 421 333  
Ph: 1300 850 389  
Fax: 1300 850 481  
Web: www.permalite.com.au

DESIGNED:	RP
DRAWN:	RP
CHECKED:	TJ
DATE:	03.02.16

PROJECT	PERMALITE ROOFING APPENDIX
CLIENT	PERMALITE ALUMINIUM BUILDING SOLUTIONS

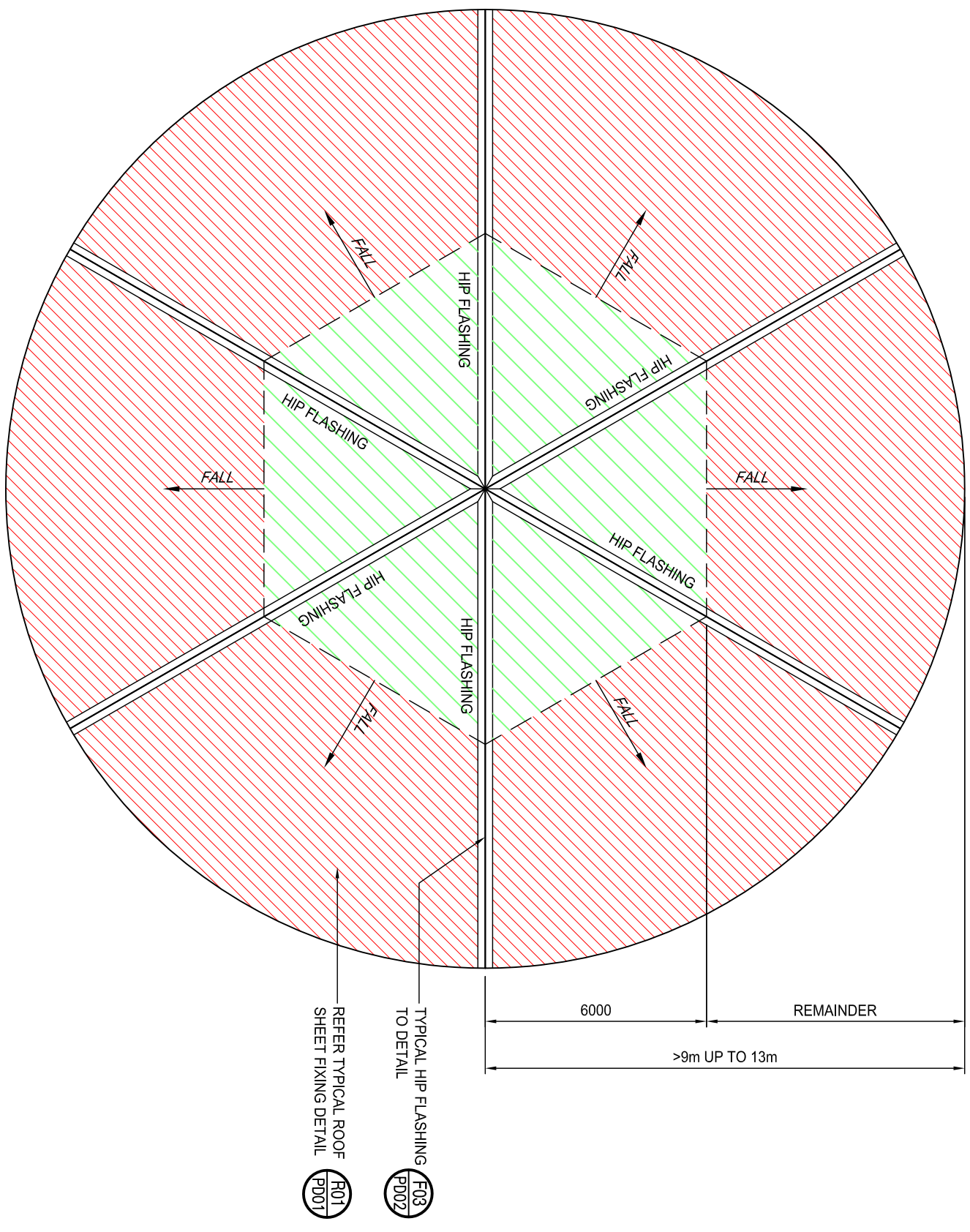
DRAWING TITLE	TYPICAL ALUMINIUM ROOF SHEET LAYOUT CIRCULAR ROOF SHAPE (RESERVOIR - SINGLE RIDGE) TANK RADIUS UP TO 13M
JOB No.	PRA007
DRAWING No.	PRA007
SCALE	AS NOTED
ISSUE	A



- NOTES**
1. DIAGRAMS ARE TO BE USED AS A GUIDE ONLY.
  2. EXAMPLES ARE BASED OFF MAX 13m ROOF SHEETS FOR TRANSPORT PURPOSES. AS PER BEST ROOFING PRACTICE, END LAPS SHOULD BE AVOIDED WHENEVER POSSIBLE.
  3. EXAMPLES ARE BASED OFF MIN ROOF SLOPES WHERE END LAPS ARE PERMISSIBLE. CAREFUL DESIGN CONSIDERATIONS SHOULD BE USED FOR LOW PITCHES. FOR ROOF LENGTHS OVER 36m EXPANSION JOINTS (OR STEP JOINTS) SHOULD BE CONSIDERED.



REFER PERMALITE POSITIVE FIXING DETAIL 



**1**  
 TYPICAL ROOF SHEET LAYOUT -  
 RADIUS UP TO 13M  
 PLAN - HEXAGONAL ROOF TANK  
 SCALE 1:150

**PERMALITE - ALL RIGHTS RESERVED**  
 Copying or reproducing the whole or part of this document in any form without the written permission of BLUESCOPE PERMALITE constitutes an infringement of copyright. PERMALITE accepts no responsibility for the accuracy or completeness of the information contained herein. The drawings are for information only and should not be used for any other purpose. Drawings in electronic form should be checked for accuracy against the equivalent hard copy issued by BLUESCOPE PERMALITE. Prior to commencing construction verify all dimensions against the drawings. Dimensions are not to be scaled or read electronically from this drawing. Signatures of architects, other consultants and sub-contractors' drawings, dimensions are not to be scaled or read electronically from this drawing. Signatures of architects or other consultants' drawings.

ISSUE	AMENDMENT	DATE	INITIALS
A	FOR DISTRIBUTION	15.03.16	RP



20 Fairbairn Place  
 Eagle Farm, QLD 4009  
 ABN 34 099 421 333  
 Ph: 1300 850 389  
 Fax: 1300 850 481  
 Web: www.permalite.com.au

DESIGNED:	RP
DRAWN:	RP
CHECKED:	TJ
DATE:	03.02.16

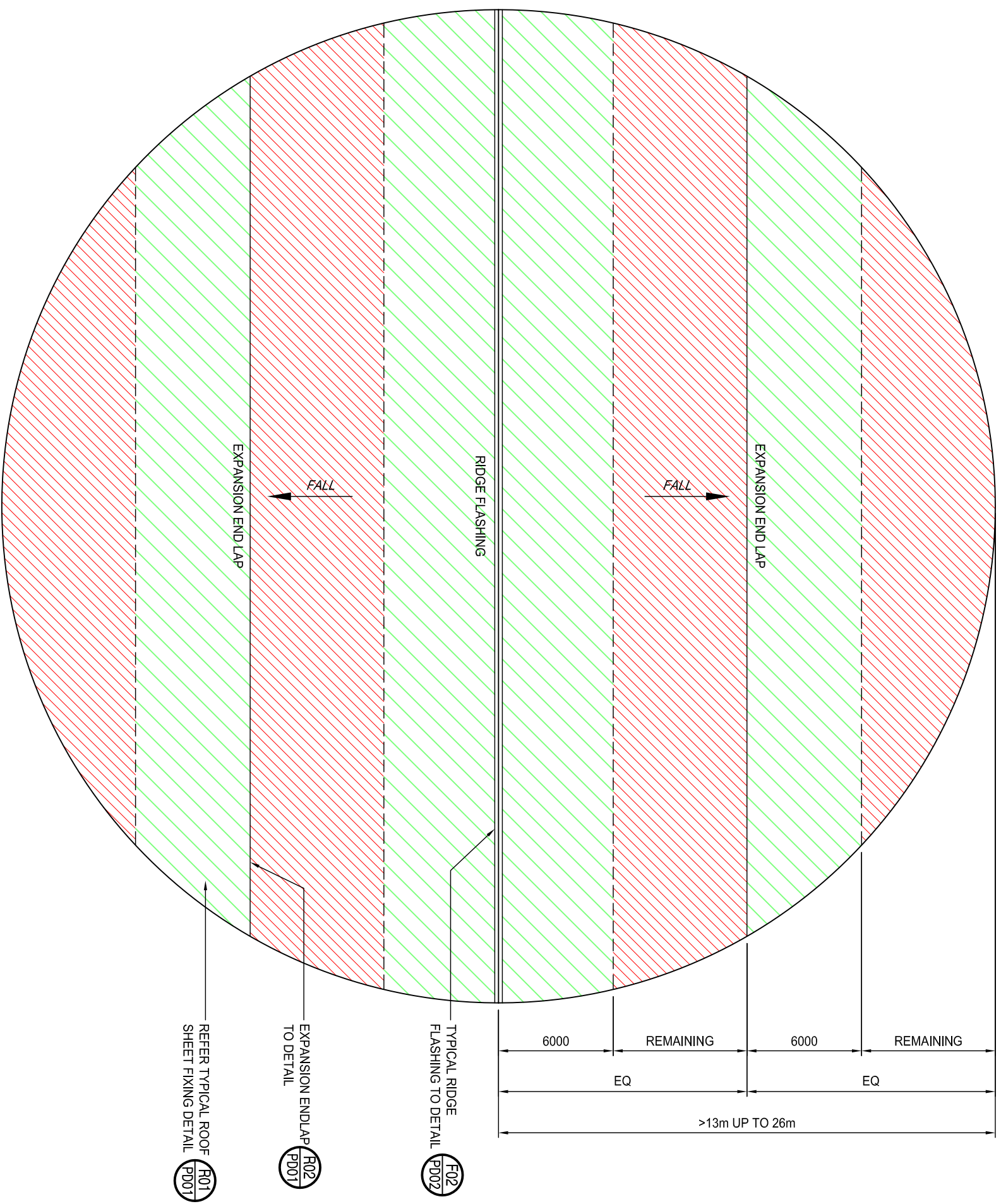
PROJECT	PERMALITE ROOFING APPENDIX
CLIENT	PERMALITE ALUMINIUM BUILDING SOLUTIONS

DRAWING TITLE	TYPICAL ALUMINIUM ROOF SHEET LAYOUT CIRCULAR ROOF SHAPE (RESERVOIR - HEXAGONAL) TANK RADIUS UP TO 13M
JOB No.	
DRAWING No.	PRA008
SCALE	AS NOTED
ISSUE	A

- NOTES**
1. DIAGRAMS ARE TO BE USED AS A GUIDE ONLY.
  2. EXAMPLES ARE BASED OFF MAX 13m ROOF SHEETS FOR TRANSPORT PURPOSES. AS PER BEST ROOFING PRACTICE, END LAPS SHOULD BE AVOIDED WHENEVER POSSIBLE.
  3. EXAMPLES ARE BASED OFF MIN ROOF SLOPES WHERE END LAPS ARE PERMISSIBLE. CAREFUL DESIGN CONSIDERATIONS SHOULD BE USED FOR LOW PITCHES. FOR ROOF LENGTHS OVER 36m EXPANSION JOINTS (OR STEP JOINTS) SHOULD BE CONSIDERED.



REFER PERMALITE POSITIVE FIXING DETAIL P01 PRAD



1  
 TYPICAL ROOF SHEET LAYOUT -  
 RADIUS > 13 AND UP TO 26M  
 PLAN - SINGLE RIDGE TANK  
 SCALE 1:250

COPYRIGHT - ALL RIGHTS RESERVED		COPYING OR REPRODUCING THE WHOLE OR PART OF THIS DOCUMENT IN ANY FORM WITHOUT THE WRITTEN PERMISSION OF BLUESCOPE PERMALITE CONSTITUTES AN INFRINGEMENT OF COPYRIGHT. PERMALITE ACCEPTS NO RESPONSIBILITY FOR THE ACCURACY OF ANY INFORMATION CONTAINED HEREIN. PERMALITE SHALL NOT BE HELD RESPONSIBLE FOR ANY CONSEQUENCE RESULTING FROM THE USE OR ALTERATION OF THIS DRAWING IN ELECTRONIC FORM. DRAWINGS IN ELECTRONIC FORM SHOULD BE CHECKED FOR ACCURACY AGAINST THE EQUIVALENT HARD COPY ISSUED BY BLUESCOPE PERMALITE.	
PERMALITE - Prior to commencing construction verify all dimensions against Architect's other Consultant's and Site Contractor's drawings. Dimensions are not to be scaled or read electronically from this drawing. Site Contractor's dimensions, unless specifically shown, are to be obtained from the Architect's or other Consultant's drawings.		Architect's or other Consultant's drawings.	
ISSUE	AMENDMENT	DATE	INITIALS
A	FOR DISTRIBUTION	15.03.16	RP
DESIGNED:		PROJECT	
RP		PERMALITE ROOFING APPENDIX	
DRAWN:		CLIENT	
RP		PERMALITE ALUMINIUM BUILDING SOLUTIONS	
CHECKED:		DRAWING TITLE	
TJ		TYPICAL ALUMINIUM ROOF SHEET LAYOUT	
DATE		CIRCULAR ROOF SHAPE (RESERVOIR - SINGLE RIDGE)	
03.02.16		RADIUS >13M AND UP TO 26M	
JOB No.		SCALE	
DRAWING No.		AS NOTED	
PRA009		ISSUE	
		A	

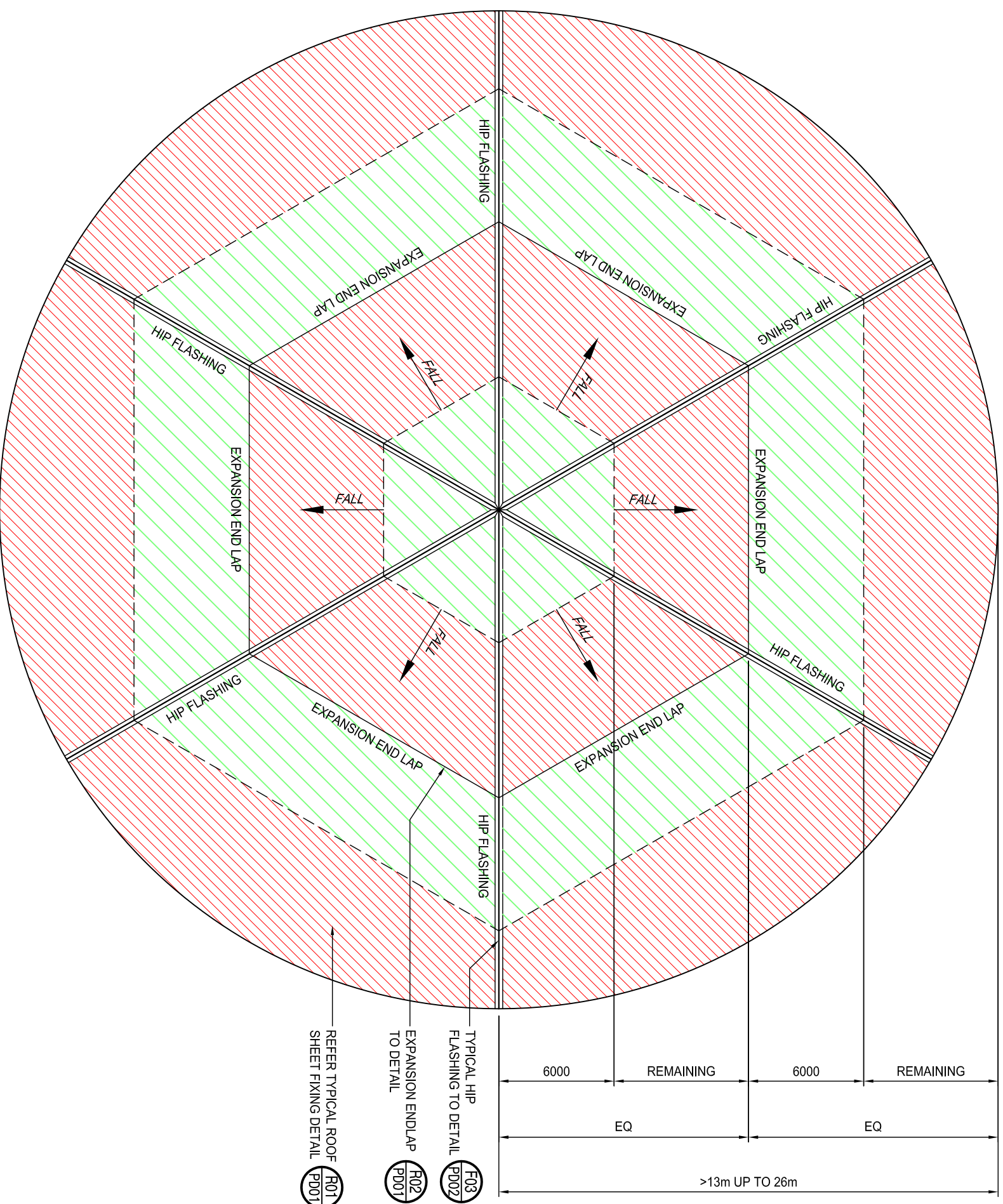
25mm  
50mm  
100mm  
A3 SHEET

**permolite**  
 20 Fairbairn Place  
 Eagle Farm, QLD 4009  
 ABN 34 099 421 333  
 Ph: 1300 850 389  
 Fax: 1300 850 481  
 View: www.permalite.com.au

- NOTES**
1. DIAGRAMS ARE TO BE USED AS A GUIDE ONLY.
  2. EXAMPLES ARE BASED OFF MAX 13m ROOF SHEETS FOR TRANSPORT PURPOSES. AS PER BEST ROOFING PRACTICE, END LAPS SHOULD BE AVOIDED WHENEVER POSSIBLE.
  3. EXAMPLES ARE BASED OFF MIN ROOF SLOPES WHERE END LAPS ARE PERMISSIBLE. CAREFUL DESIGN CONSIDERATIONS SHOULD BE USED FOR LOW PITCHES. FOR ROOF LENGTHS OVER 36m EXPANSION JOINTS (OR STEP JOINTS) SHOULD BE CONSIDERED.



REFER PERMALITE POSITIVE FIXING DETAIL 



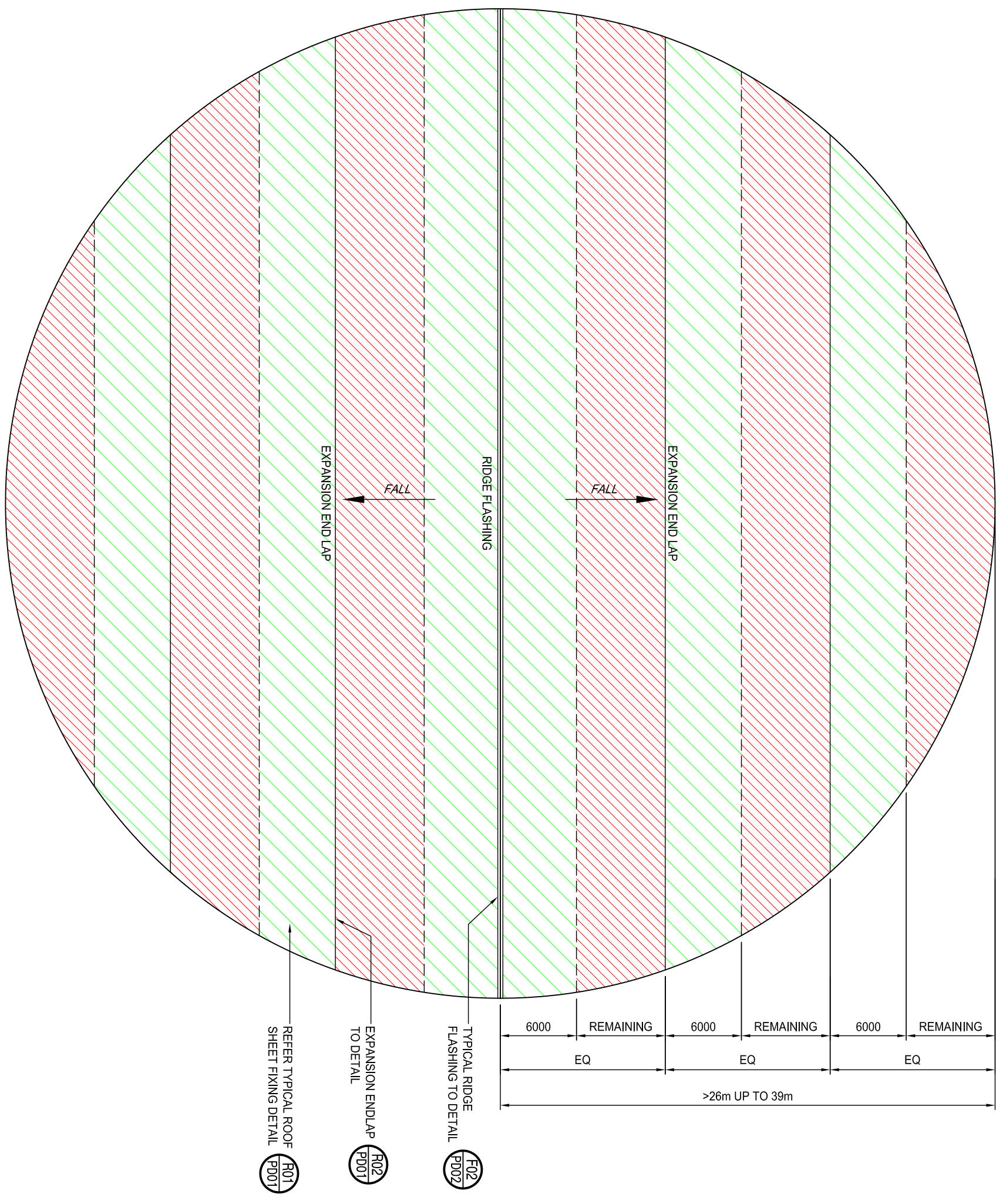
1  
TYPICAL ROOF SHEET LAYOUT -  
RADIUS >13 AND UP TO 26M  
PLAN - HEXAGONAL ROOF TANK  
SCALE 1:250

0mm	25mm	50mm	100mm	A3 SHEET
<p><b>PERMALITE - ALL RIGHTS RESERVED</b> Copying or reproducing the whole or part of this document in any form without the written permission of PERMALITE constitutes an infringement of copyright. PERMALITE accepts no responsibility for the accuracy or completeness of the information provided in this document. For any information, please contact the office of the architect or the consultant. Drawings in electronic form should be checked for accuracy against the equivalent hard copy issued by PERMALITE. Prior to commencing construction, verify all dimensions against the drawings. Dimensions are not to be scaled or read electronically from this drawing. Setout dimensions, unless specifically shown, are to be obtained from the architect's or other consultant's drawings.</p>				
ISSUE	AMENDMENT	DATE	INITIALS	
A	FOR DISTRIBUTION	15.03.16	RP	
<p><b>permalite</b> 20 Fairbairn Place Eagle Farm, QLD 4009 ABN 34 099 421 333 Ph: 1300 850 389 Fax: 1300 850 481 Web: www.permalite.com.au</p>				
DESIGNED:	RP	DATE:	03.02.16	
DRAWN:	RP	CHECKED:	TJ	
PROJECT:	PERMALITE ROOFING APPENDIX			
CLIENT:	PERMALITE ALUMINIUM BUILDING SOLUTIONS			
DRAWING TITLE:	TYPICAL ALUMINIUM ROOF SHEET LAYOUT CIRCULAR ROOF SHAPE (RESERVOIR - HEXAGONAL) TANK RADIUS >13M AND UP TO 26M			
JOB No.:	PRA010	SCALE:	AS NOTED	
DRAWING No.:	PRA010	ISSUE:	A	

- NOTES**
1. DIAGRAMS ARE TO BE USED AS A GUIDE ONLY.
  2. EXAMPLES ARE BASED OFF MAX 13m ROOF SHEETS FOR TRANSPORT PURPOSES. AS PER BEST ROOFING PRACTICE, END LAPS SHOULD BE AVOIDED WHENEVER POSSIBLE.
  3. EXAMPLES ARE BASED OFF MIN ROOF SLOPES WHERE END LAPS ARE PERMISSIBLE. CAREFUL DESIGN CONSIDERATIONS SHOULD BE USED FOR LOW PITCHES. FOR ROOF LENGTHS OVER 36m EXPANSION JOINTS (OR STEP JOINTS) SHOULD BE CONSIDERED.



REFER PERMALITE POSITIVE FIXING DETAIL **P01**  
**PRAD**

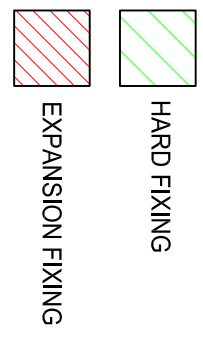


1  
TYPICAL ROOF SHEET LAYOUT -  
RADIUS >26 AND UP TO 39M  
PLAN - SINGLE RIDGE TANK  
SCALE 1:350

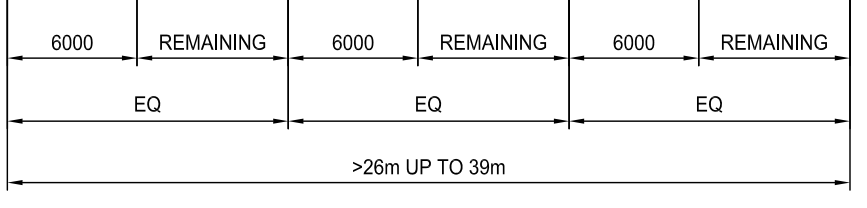
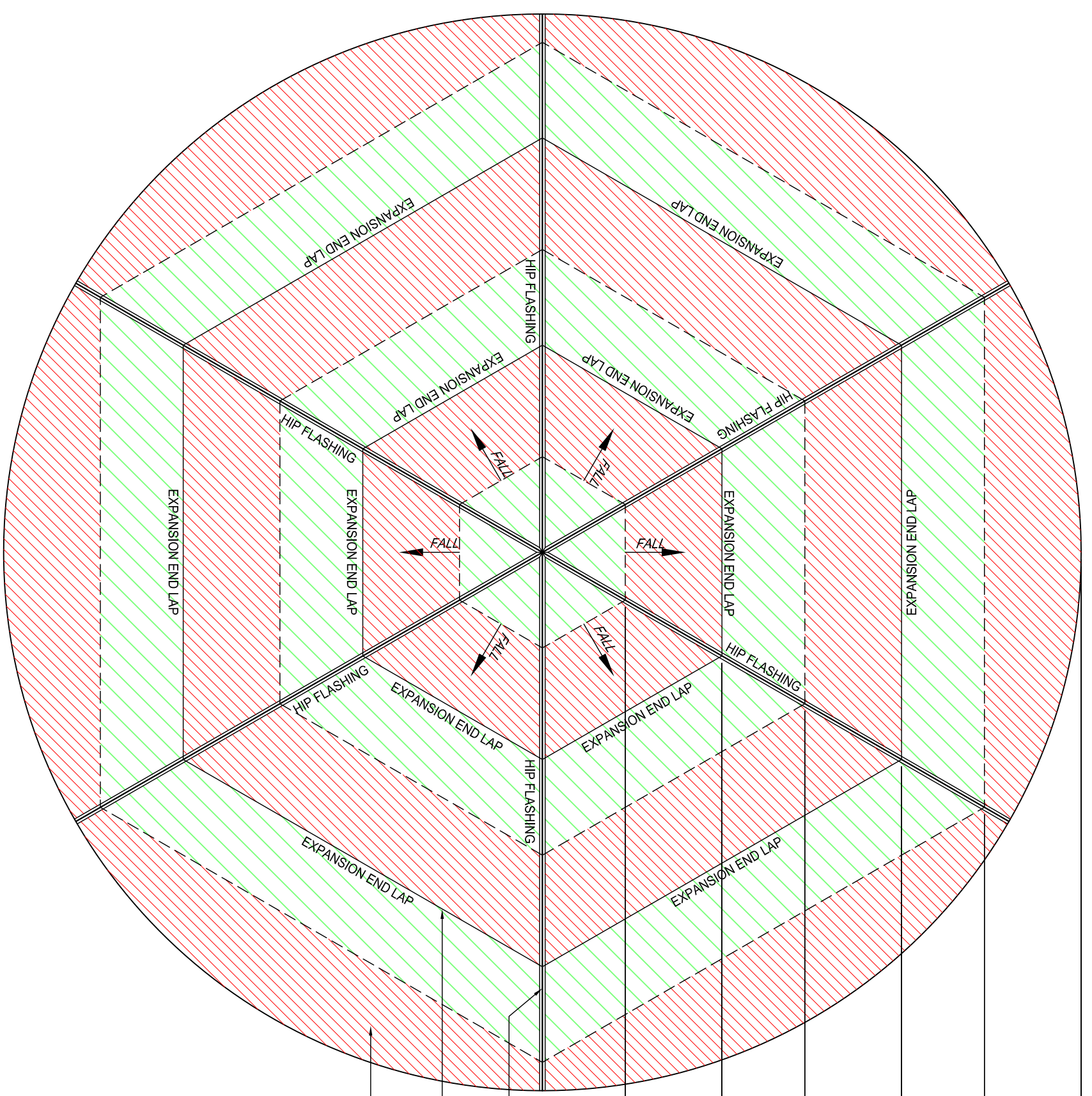
0mm	25mm	50mm	100mm	A3 SHEET
<p><b>PERMALITE - ALL RIGHTS RESERVED</b> Copying or reproducing the whole or part of this document in any form without the written permission of BLUESCOPE PERMALITE constitutes an infringement of copyright. PERMALITE accepts no responsibility for the accuracy or completeness of the information provided in this drawing. The drawings are for information only and are not to be used for construction. Drawings in electronic form should be checked for accuracy against the equivalent hard copy issued by BLUESCOPE PERMALITE. Prior to commencing construction verify all dimensions against the drawings. Dimensions are not to be scaled or read electronically from this drawing. Signatures of architects, other consultants and sub-contractors' drawings, dimensions are not to be scaled or read electronically from this drawing. Signatures of architects or other consultants' drawings.</p>				
ISSUE	AMENDMENT	DATE	INITIALS	
A	FOR DISTRIBUTION	15.03.16	RP	
<p>20 Fairbairn Place Eagle Farm, QLD 4009 ABN 34 099 421 333 Ph: 1300 850 389 Fax: 1300 850 481 View: www.permalite.com.au</p>				
DESIGNED:	PROJECT:	DRAWING TITLE:		
RP	PERMALITE ROOFING APPENDIX	TYPICAL ALUMINIUM ROOF SHEET LAYOUT		
RP		CIRCULAR ROOF SHAPE (RESERVOIR - SINGLE RIDGE)		
CHECKED:	CLIENT:	TANK RADIUS >26M AND UP TO 39M		
TJ	PERMALITE ALUMINIUM BUILDING SOLUTIONS			
DATE:	JOB No.	SCALE:	AS NOTED	
03.02.16	PRAD011	ISSUE:	A	



- NOTES**
1. DIAGRAMS ARE TO BE USED AS A GUIDE ONLY.
  2. EXAMPLES ARE BASED OFF MAX 13m ROOF SHEETS FOR TRANSPORT PURPOSES. AS PER BEST ROOFING PRACTICE, END LAPS SHOULD BE AVOIDED WHENEVER POSSIBLE.
  3. EXAMPLES ARE BASED OFF MIN ROOF SLOPES WHERE END LAPS ARE PERMISSIBLE. CAREFUL DESIGN CONSIDERATIONS SHOULD BE USED FOR LOW PITCHES. FOR ROOF LENGTHS OVER 36m EXPANSION JOINTS (OR STEP JOINTS) SHOULD BE CONSIDERED.



REFER PERMALITE POSITIVE FIXING DETAIL **P01**



- F03** TYPICAL HIP FLASHING TO DETAIL
- R02** EXPANSION ENDLAP TO DETAIL
- R01** REFER TYPICAL ROOF SHEET FIXING DETAIL

**1**  
**TYPICAL ROOF SHEET LAYOUT -**  
**RADIUS >26 AND UP TO 39M**  
**PLAN - HEXAGONAL ROOF TANK**  
**SCALE 1:350**

0mm 25mm 50mm 100mm

A3 SHEET

**PERMALITE - ALL RIGHTS RESERVED**  
 Copying or reproducing the whole or part of this document in any form without the written permission of PERMALITE constitutes an infringement of copyright. PERMALITE accepts no responsibility for the accuracy or completeness of the information provided in this document. The user of this document shall be responsible for the accuracy of the information provided in this document. Drawings in electronic form should be checked for accuracy against the equivalent hard copy issued by PERMALITE.  
 PERMALITE - Prior to commencing construction verify all dimensions against the drawings. Dimensions are not to be scaled or read electronically from this drawing. Setout dimensions, unless specifically shown, are to be obtained from the architect's or other consultant's drawings.

**permalite**  
 20 Fairbairn Place  
 Eagle Farm, QLD 4009  
 ABN 34 099 421 333  
 Ph: 1300 850 388  
 Fax: 1300 850 481  
 Web: www.permalite.com.au

DESIGNED:	RP
DRAWN:	RP
CHECKED:	TJ
DATE:	03.02.16

PROJECT:	PERMALITE ROOFING APPENDIX
CLIENT:	PERMALITE ALUMINIUM BUILDING SOLUTIONS

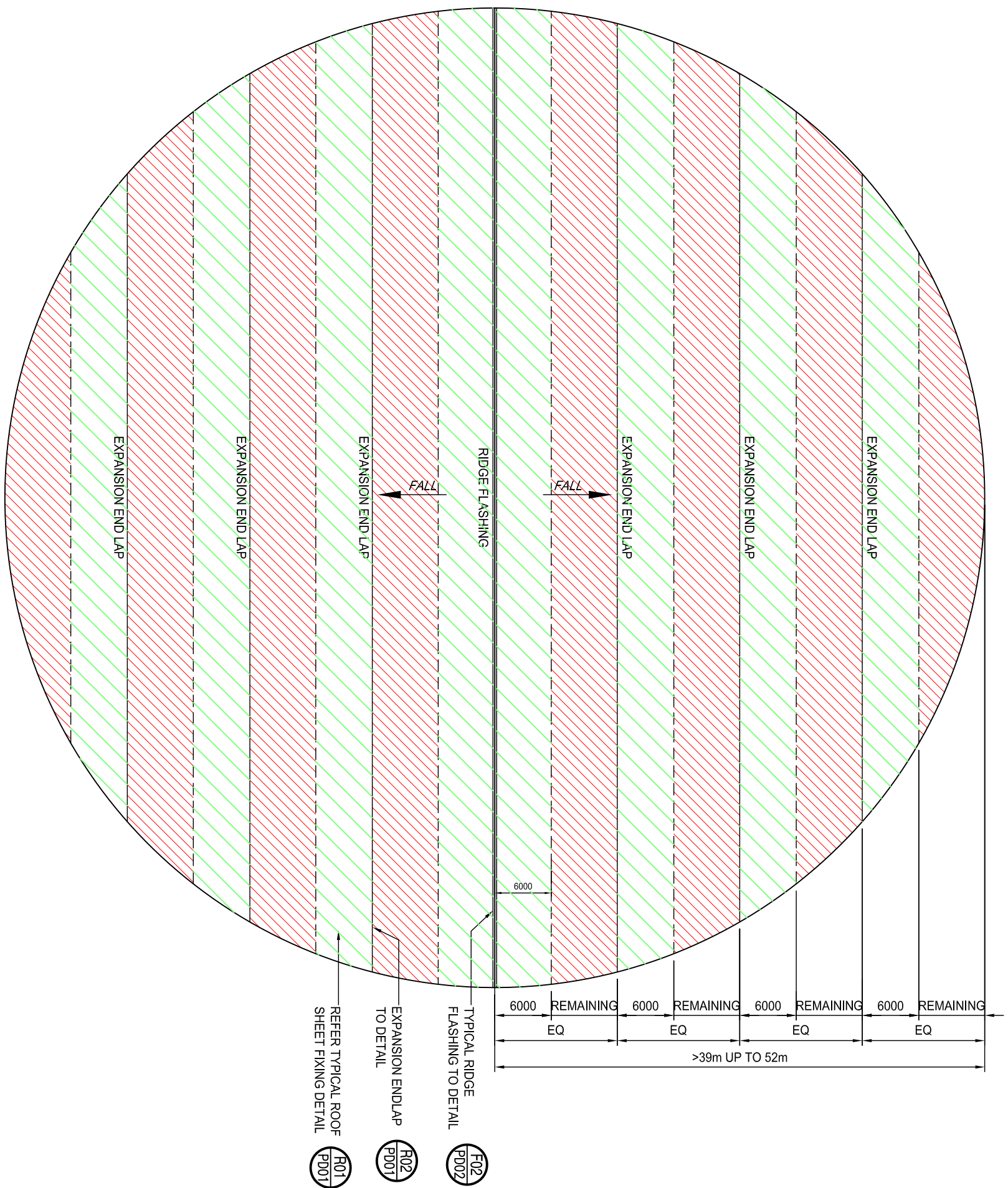
DRAWING TITLE:	TYPICAL ALUMINIUM ROOF SHEET LAYOUT CIRCULAR ROOF SHAPE (RESERVOIR - HEXAGONAL) TANK RADIUS >26M AND UP TO 39M
JOB No.:	PRA012
DRAWING No.:	PRA012
SCALE:	AS NOTED
ISSUE:	A



- NOTES**
1. DIAGRAMS ARE TO BE USED AS A GUIDE ONLY.
  2. EXAMPLES ARE BASED OFF MAX 13m ROOF SHEETS FOR TRANSPORT PURPOSES. AS PER BEST ROOFING PRACTICE, END LAPS SHOULD BE AVOIDED WHENEVER POSSIBLE.
  3. EXAMPLES ARE BASED OFF MIN ROOF SLOPES WHERE END LAPS ARE PERMISSIBLE. CAREFUL DESIGN CONSIDERATIONS SHOULD BE USED FOR LOW PITCHES. FOR ROOF LENGTHS OVER 36m EXPANSION JOINTS (OR STEP JOINTS) SHOULD BE CONSIDERED.
  - 4.



REFER PERMALITE POSITIVE FIXING DETAIL **P01**  
**PPAD**



1  
TYPICAL ROOF SHEET LAYOUT -  
RADIUS >39 AND UP TO 52M  
PLAN - SINGLE RIDGE TANK  
SCALE 1:500

25mm 50mm 100mm

A3 SHEET

**PERMALITE - ALL RIGHTS RESERVED**  
Copying or reproducing the whole or part of this document in any form without the written permission of BLUESCOPE PERMALITE constitutes an infringement of copyright. PERMALITE accepts no responsibility for the accuracy of any dimensions or details shown in this drawing or any other drawing. For any correspondence resulting from this drawing or alteration of this drawing in electronic form, Drawings in electronic form should be checked for accuracy against the equivalent hard copy issued by BLUESCOPE PERMALITE. Prior to commencing construction verify all dimensions against the drawings. Dimensions shown in this drawing are not to be scaled or read electronically from this drawing. Setout dimensions, unless specifically shown, are to be obtained from the architect's or other consultant's drawings.

DESIGNED:	RP
DRAWN:	RP
CHECKED:	TJ
DATE:	03.02.16
ISSUE:	A
AMENDMENT:	FOR DISTRIBUTION
DATE:	15.03.16
INITIALS:	RP

20 Fairbairn Place  
Eagle Farm, QLD 4009  
ABN 34 099 421 333  
Fax: 1300 850 481  
View: www.permalite.com.au

DESIGNED:	RP
DRAWN:	RP
CHECKED:	TJ
DATE:	03.02.16

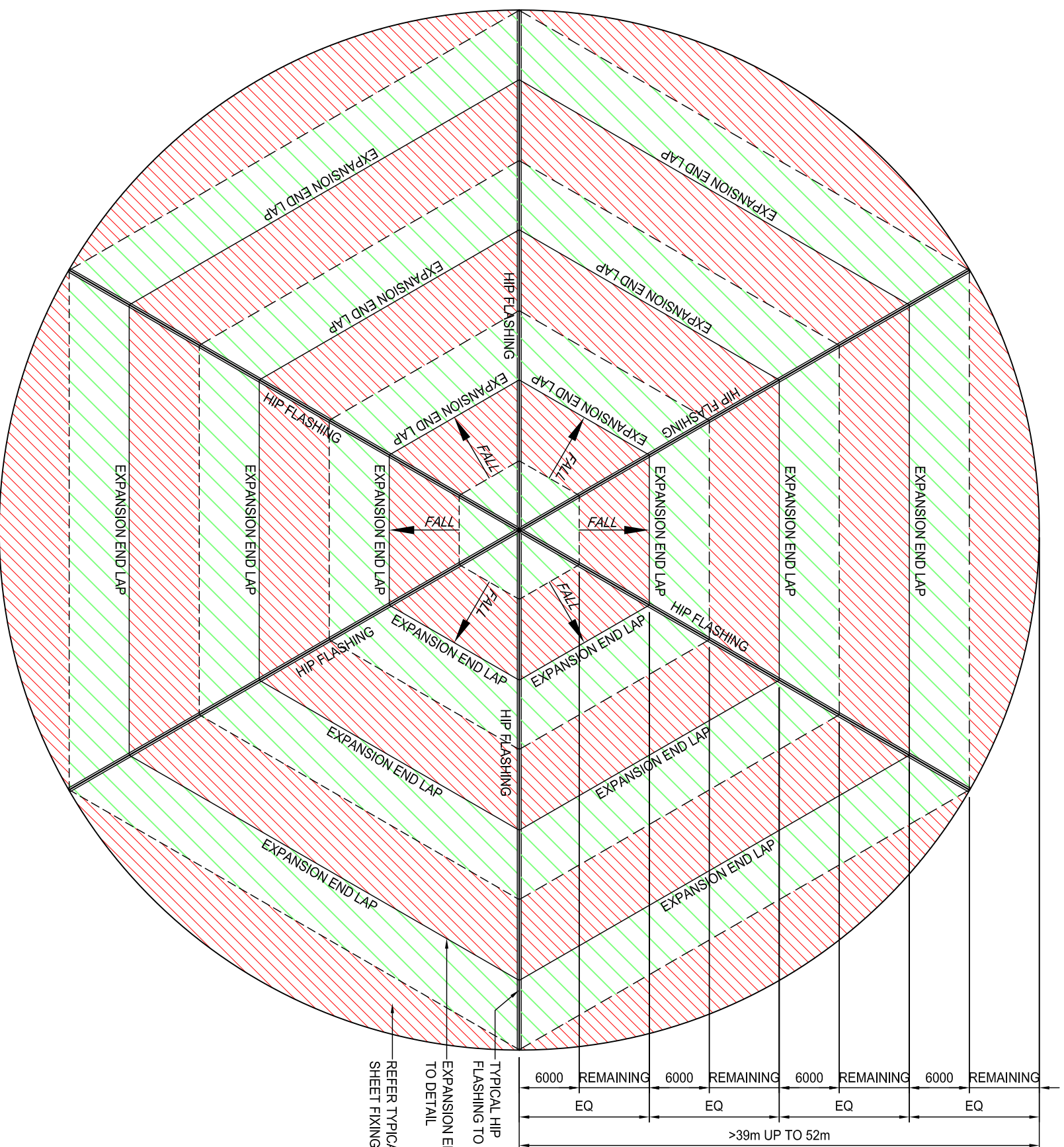
PROJECT:	PERMALITE ROOFING APPENDIX
CLIENT:	PERMALITE ALUMINIUM BUILDING SOLUTIONS

DRAWING TITLE:	TYPICAL ALUMINIUM ROOF SHEET LAYOUT CIRCULAR ROOF SHAPE (RESERVOIR - SINGLE RIDGE) TANK RADIUS >39M AND UP TO 52M
JOB No.:	389
DRAWING No.:	PRA013
SCALE:	AS NOTED
ISSUE:	A

- NOTES**
1. DIAGRAMS ARE TO BE USED AS A GUIDE ONLY.
  2. EXAMPLES ARE BASED OFF MAX 13m ROOF SHEETS FOR TRANSPORT PURPOSES. AS PER BEST ROOFING PRACTICE, END LAPS SHOULD BE AVOIDED WHENEVER POSSIBLE.
  3. EXAMPLES ARE BASED OFF MIN ROOF SLOPES WHERE END LAPS ARE PERMISSIBLE. CAREFUL DESIGN CONSIDERATIONS SHOULD BE USED FOR LOW PITCHES. FOR ROOF LENGTHS OVER 39m EXPANSION JOINTS (OR STEP JOINTS) SHOULD BE CONSIDERED.



REFER PERMALITE POSITIVE FIXING DETAIL



1  
 TYPICAL ROOF SHEET LAYOUT -  
 RADIUS >39 AND UP TO 52M  
 PLAN - HEXAGONAL ROOF TANK  
 SCALE 1:500

**PERMALITE - ALL RIGHTS RESERVED**  
 Copying or reproducing the whole or part of this document in any form without the written permission of BLUESCOPE PERMALITE constitutes an infringement of copyright. PERMALITE accepts no responsibility for the accuracy of any information or data contained herein or for any consequences resulting from their use or alteration of this drawing in electronic form. Drawings in electronic form should be checked for accuracy against the equivalent hard copy issued by BLUESCOPE PERMALITE. Prior to commencing construction verify all dimensions against the drawings. Dimensions shown on drawings are not to be scaled or read electronically from this drawing. Setout dimensions, unless specifically shown, are to be obtained from the architect's or other consultant's drawings.

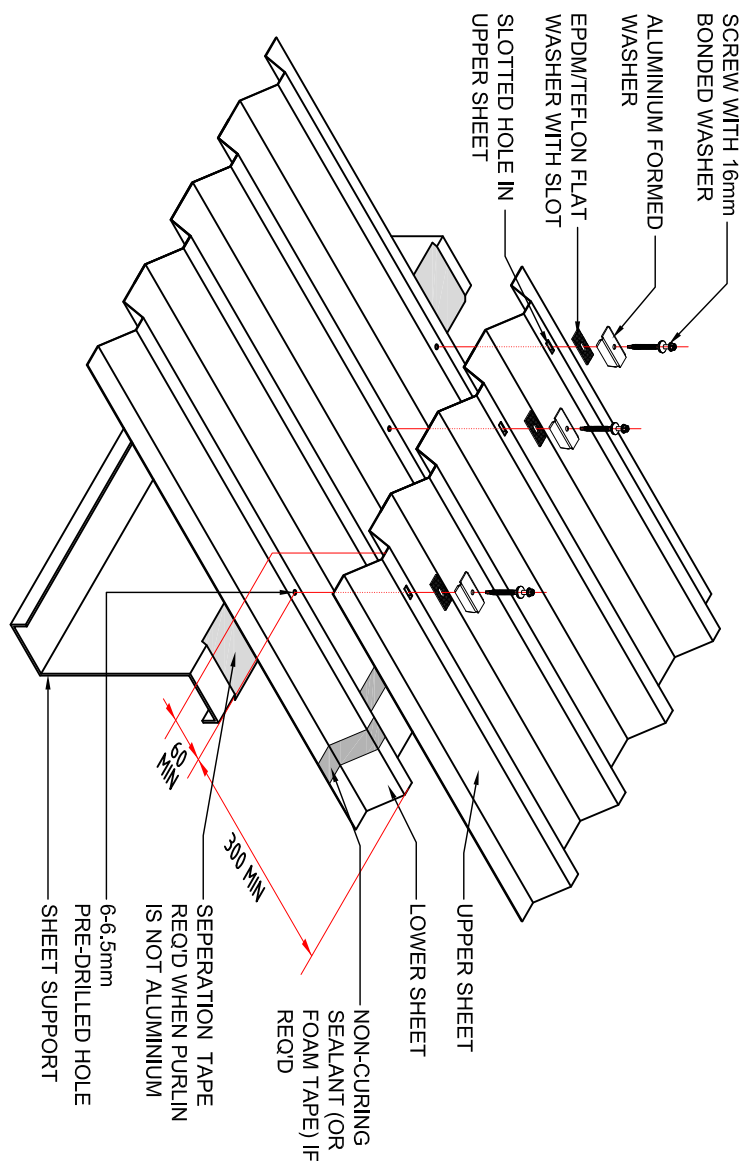
DESIGNED:	RP
DRAWN:	RP
CHECKED:	TJ
DATE:	03.02.16
ISSUE:	A
AMENDMENT:	FOR DISTRIBUTION
DATE:	15.03.16
INITIALS:	RP

20 Fairbairn Place  
 Eagle Farm, QLD 4009  
 ABN 34 099 421 333  
 Fax: 1300 850 481  
 View: www.permalite.com.au

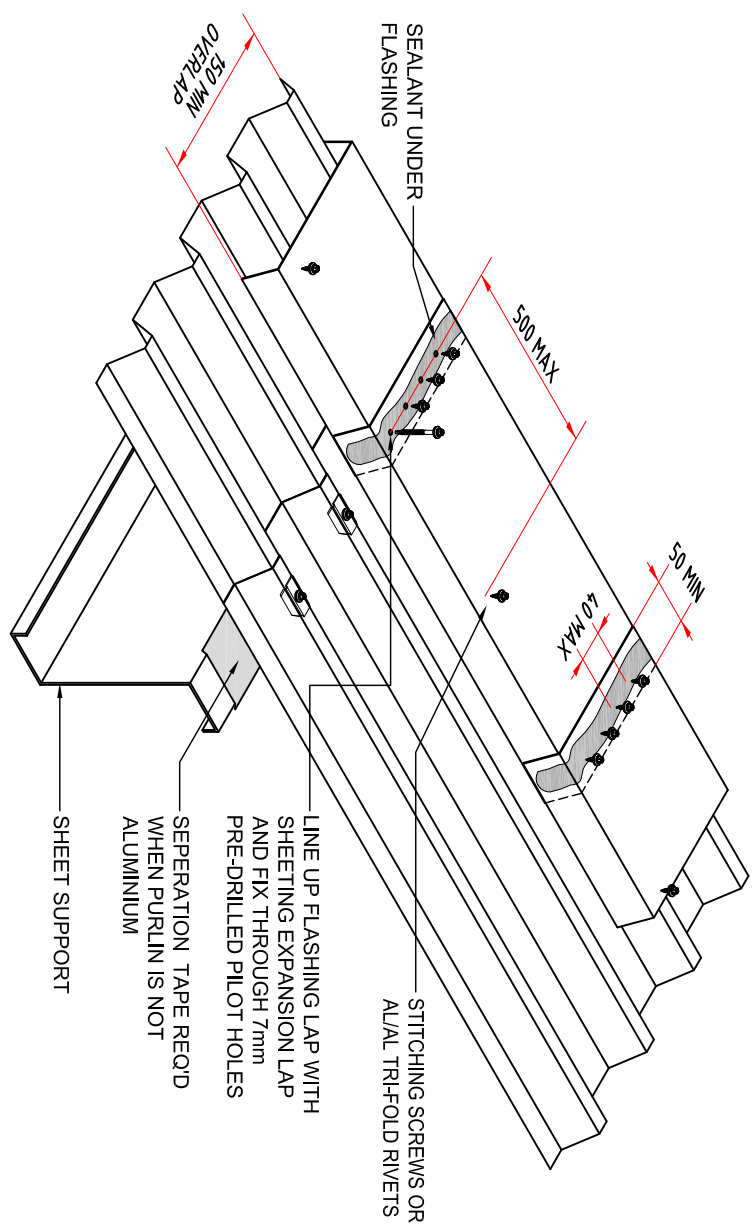
DESIGNED:	RP
DRAWN:	RP
CHECKED:	TJ
DATE:	03.02.16

PROJECT:	PERMALITE ROOFING APPENDIX
CLIENT:	PERMALITE ALUMINIUM BUILDING SOLUTIONS

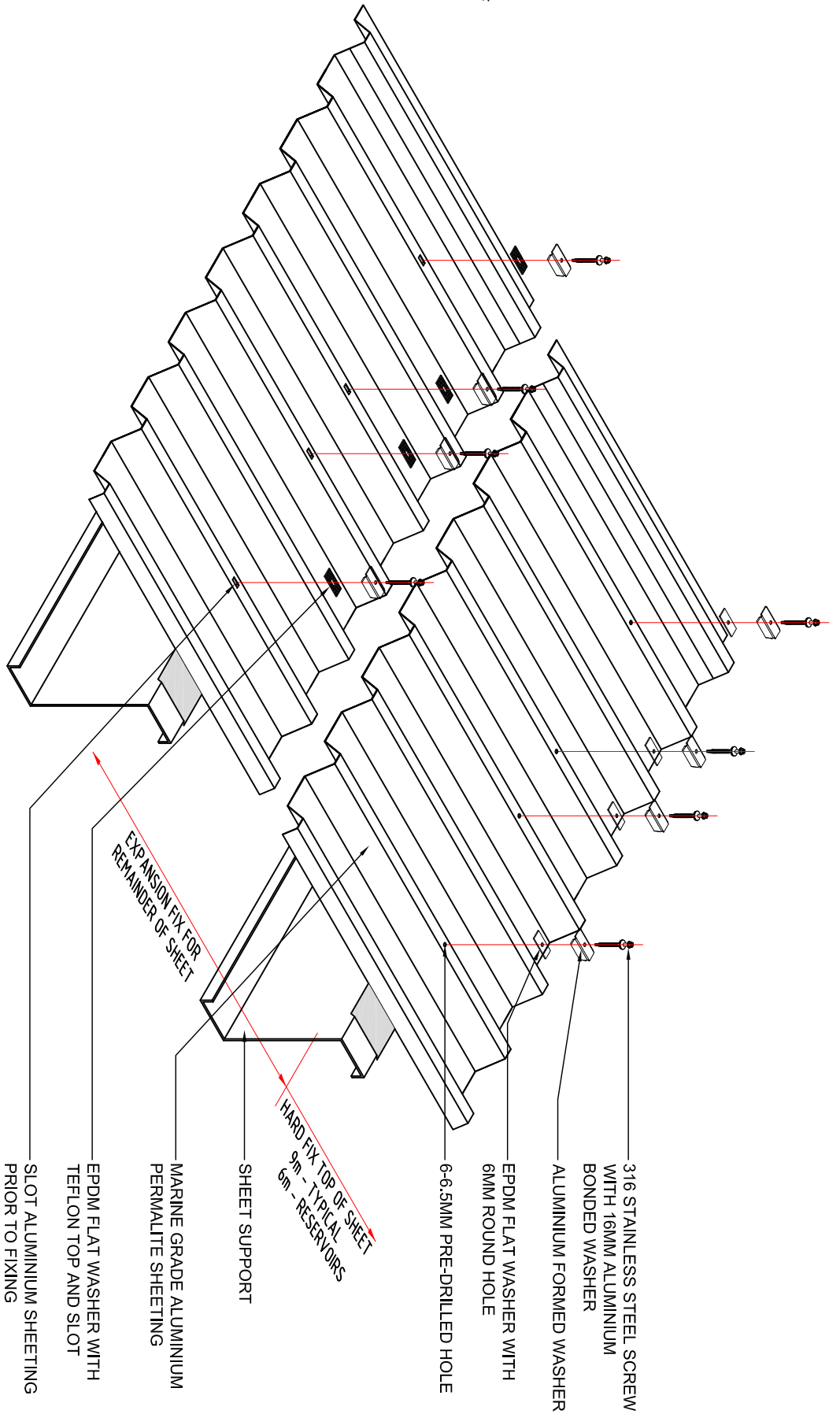
DRAWING TITLE:	TYPICAL ALUMINIUM ROOF SHEET LAYOUT CIRCULAR ROOF SHAPE (RESERVOIR - HEXAGONAL) TANK RADIUS >39M AND UP TO 52M
JOB No.:	PRA014
DRAWING No.:	PRA014
SCALE:	AS NOTED
ISSUE:	A



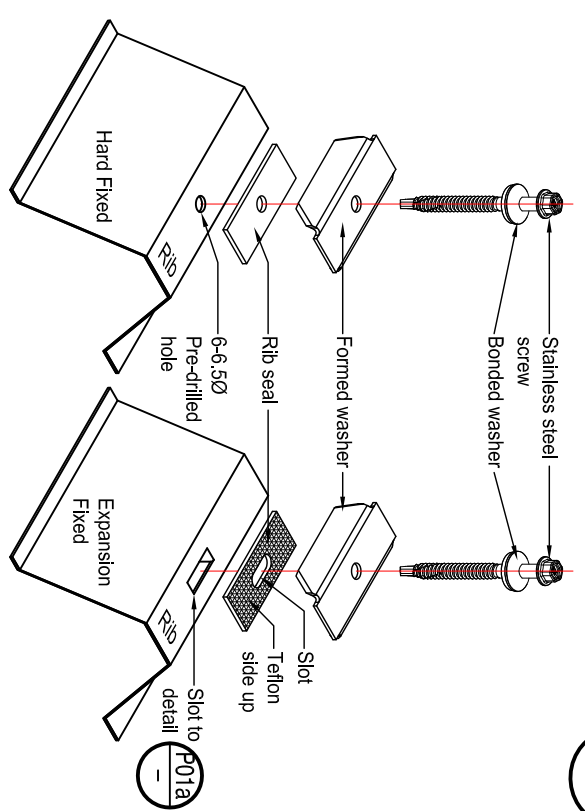
R02 TYP EXPANSION ENDLAP DETAIL  
ISOMETRIC VIEW  
SCALE 1:10



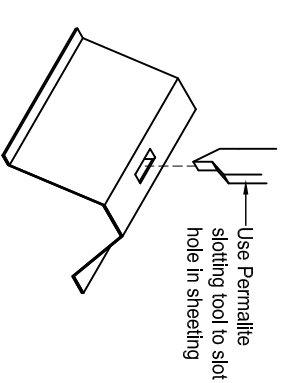
F01 TYP LONGITUDINAL FLASHING ENDLAP DETAIL  
ISOMETRIC VIEW  
SCALE 1:10



R01 TYP ROOF SHEET FIXING DETAIL  
ISOMETRIC VIEW  
SCALE 1:10



P01 POSITIVE FIX FASTENING SYSTEM  
ISOMETRIC VIEW  
SCALE 1:3



P01a SLOT DETAIL  
ISOMETRIC VIEW  
SCALE 1:4

**PERMALITE - ALL RIGHTS RESERVED**  
Copying or reproducing the whole or part of this document in any form without the written permission of PERMALITE constitutes an infringement of copyright. PERMALITE accepts no responsibility for the use of this document for any purpose other than that for which it was intended. Drawings in electronic form should be checked for accuracy against the equivalent hard copy issued by PERMALITE. Prior to commencing construction verify all dimensions against the architect's and site contractor's drawings. Dimensions are not to be scaled or read electronically from this drawing. Site architect's or other consultant's drawings are to be obtained from the architect's or other consultant's drawings.

ISSUE	AMENDMENT	DATE	INITIALS
A	FOR DISTRIBUTION	15.03.16	RP

DESIGNED:	RP
DRAWN:	RP
CHECKED:	TJ
DATE:	03.02.16

PROJECT:	PERMALITE ROOFING APPENDIX
CLIENT:	PERMALITE ALUMINIUM BUILDING SOLUTIONS

DRAWING TITLE:	TYPICAL ALUMINIUM ROOF SHEET DETAILS 1
JOB No.:	PD01
SCALE:	AS NOTED
ISSUE:	A

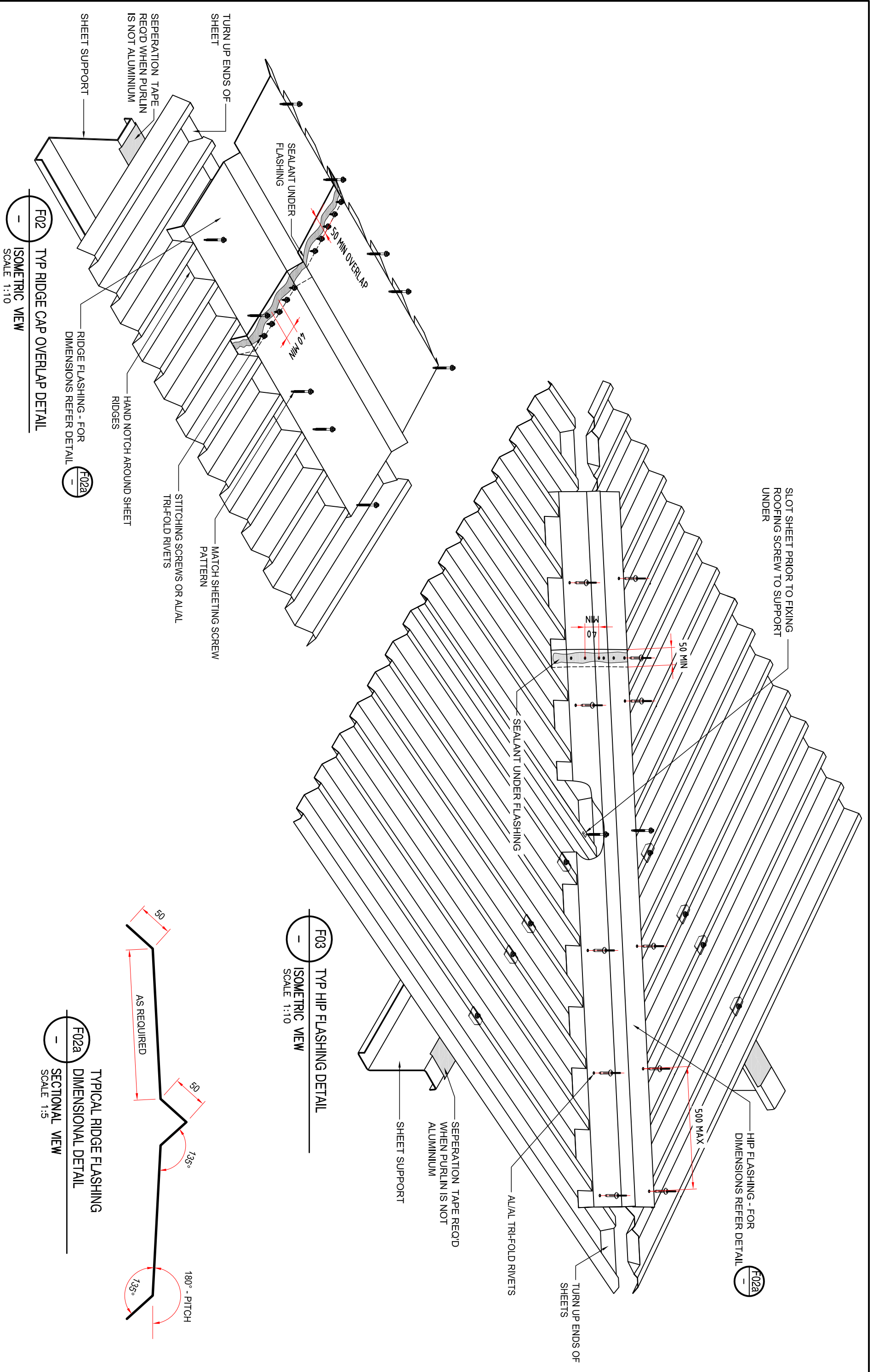


20 Fairbairn Place  
Eagle Farm, QLD 4009

ABN 34 099 421 333

Ph: 1300 850 389  
Fax: 1300 850 481  
Web: www.permalite.com.au

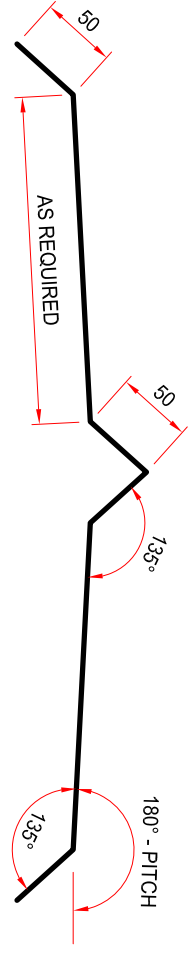




F02 TYP RIDGE CAP OVERLAP DETAIL  
ISOMETRIC VIEW  
SCALE 1:10

F03 TYP HIP FLASHING DETAIL  
ISOMETRIC VIEW  
SCALE 1:10

F02a TYPICAL RIDGE FLASHING  
DIMENSIONAL DETAIL  
SECTIONAL VIEW  
SCALE 1:5



**PERMILITE - ALL RIGHTS RESERVED**  
Copying or reproducing the whole or part of this document in any form without the written permission of BLUESCOPE PERMALITE constitutes an infringement of copyright. PERMALITE accepts no responsibility for the accuracy of any information contained in this document. The drawings are for information only and are not to be used for construction. Drawings in electronic form should be checked for accuracy against the equivalent hard copy issued by BLUESCOPE PERMALITE. Prior to commencing construction verify all dimensions against the drawings. Dimensions are not to be scaled or read electronically from this drawing. Setout dimensions, unless specifically shown, are to be obtained from the architect's or other consultant's drawings.

**permalite**  
20 Fairbairn Place  
Eagle Farm, QLD 4009  
ABN 34 099 421 333  
Ph: 1300 850 389  
Fax: 1300 850 481  
Web: www.permalite.com.au

DESIGNED:	RP
DRAWN:	RP
CHECKED:	TJ
DATE:	03.02.16

PROJECT:	PERMALITE ROOFING APPENDIX
CLIENT:	PERMALITE ALUMINIUM BUILDING SOLUTIONS

DRAWING TITLE:	TYPICAL ALUMINIUM ROOF SHEET DETAILS 2
JOB No.:	
DRAWING No.:	PD02
SCALE:	AS NOTED
ISSUE:	A

FOR DISTRIBUTION:	RP
DATE:	5.03.16
INITIALS:	RP
ISSUE:	AMENDMENT